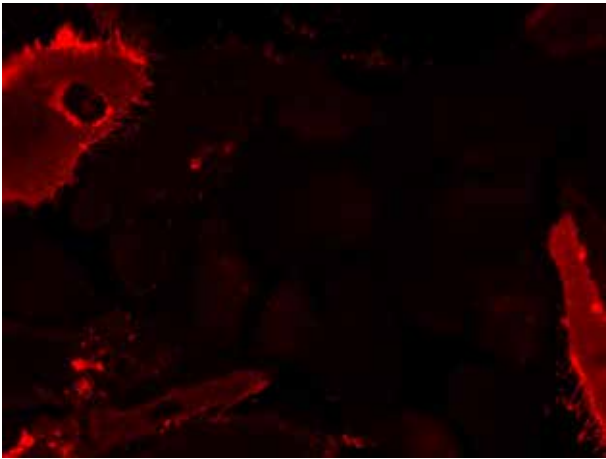
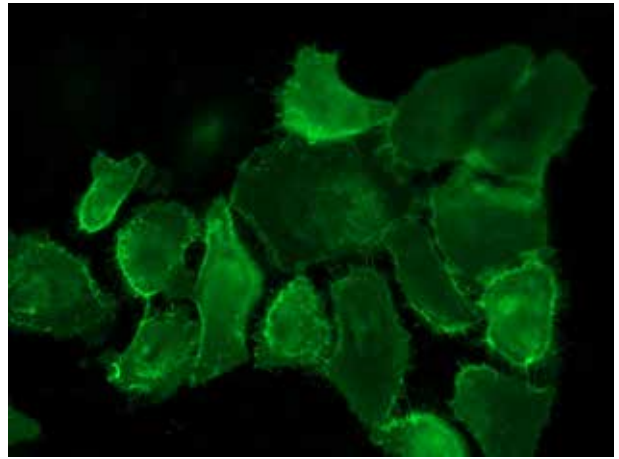


ReliaTech
Receptor Ligand Technologies GmbH

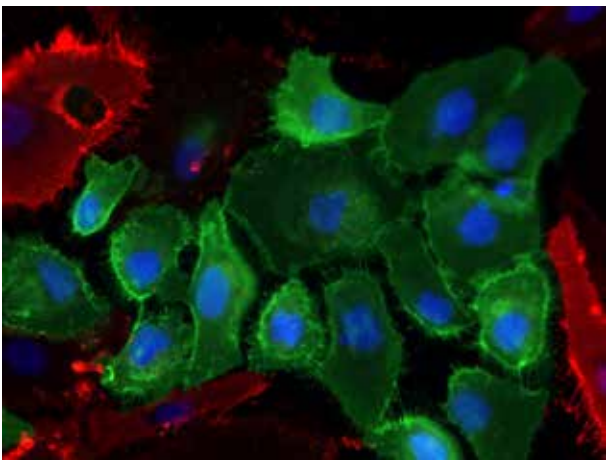
2019 New Catalog



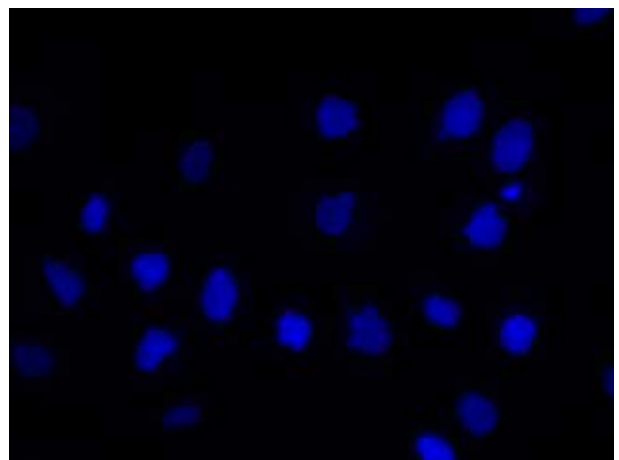
mouse anti-human CD31



rabbit anti-human EGFR



CD31/EGFR



control

Double Immunofluorescence staining of human EGFR (green) and CD31 (red) in a co-culture of human dermal lymphatic endothelial cells (HDLEC) and human epithelial cells A431 with ReliaTech's polyclonal rabbit anti-human EGFR antibody [Cat#102-PA06; Protein-A purified; 5 $\mu\text{g}/\text{ml}$] and ReliaTech's monoclonal mouse anti-human CD31 antibody [Cat#101-M92; Protein-G purified; 5 $\mu\text{g}/\text{ml}$]. The nuclei were counter stained with DAPI (blue). As conjugated secondary antibody was used goat anti-rabbit ALEXA Fluor 488 (1:600) [Dianova] and goat anti-mouse PE (1:400) [Santa Cruz] respectively.

A431 cells are known to express a very high level of epidermal growth factor receptor (EGFR). Due to this fact there is a strong signal for EGFR in A431 cells. Even though HDLEC express EGFR there is no signal detectable in HDLEC. The expression rate of EGFR in HDLEC compared to A431 seems to be too weak to be detected by the polyclonal antibody.

CD31 is expressed on endothelial cells but not on the epithelial cell line A431.

■ Table of contents

- Our company - a brief overview
- ReliaTech's customer services
 - Production of recombinant proteins in E. coli
 - Production of recombinant proteins in insect cells
 - Reagent services: special formulations
 - Purification of Recombinant Proteins and Antibodies
 - Functional assays for growth factors and cytokines
- Certified Company
- Our Logo
- Ordering Information
- Our reagents: Cytokines, growth factors, soluble receptors, ELISAs, antibodies
- Terms and Conditions

PLEASE NOTE

NEW PRODUCTS

■ Our company - a brief overview

ReliaTech (short for Receptor Ligand Technologies) is a post-genomic German biotechnology company founded in 1999. Besides other research products the company develops, produces and sells high quality research reagents with a strong focus on angiogenic and lymphangiogenic research.

As a company with own in-house reagent production ReliaTech also offers solutions for customer specific reagent production. Our profound experiences in protein purification and our practical knowledge in daily laboratory business also flow into our customer based projects - making us a competent partner for projects requiring individual production solutions.

■ ReliaTech's customer services

Besides our reagent trading services we also offer contract work comprising solutions for protein production and reagent formulation according to our customers' requirements. Our protein production services are based on a flexible, modular system allowing individual choices of service options depending on the specialized needs of our customers. The second branch of our contract work addresses the requirements of post-protein production: our reagent service enables you to design your own reagent formulation.

■ Production of recombinant proteins in E. coli

The service for the "E. coli Expression System" is build up "modular" so that you can select the steps you actually need. These services are designed to cover all your needs, from gene cloning into the appropriate E. coli expression vector, screening for recombinant clones up to recombinant protein production, bulk recombinant protein production as well as protein purification. All steps are made in defined medium to ensure safety.



■ Production of recombinant proteins in insect cells

The Baculovirus-insect cell expression system allows the high yield production of recombinant proteins in the eukaryotic environment. Because of this eukaryotic environment the system provides - in comparison with prokaryotic systems - additional intrinsic tools and mechanisms accompanying the intra-cellular construction of the proteins. These mechanisms comprise for example the cleavage of the signal peptide, the building of disulfide bridges as well as other post-translational modifications. Thus, a sufficient context for simulation of native protein production is provided within the insect cell expression system which - in some cases - even might be the decisive factor when it comes to investigation of a protein's functional features. In analogy to our protein expression services in E. coli our "Baculovirus Expression System" is build up "modular".

■ Reagent services: special formulations

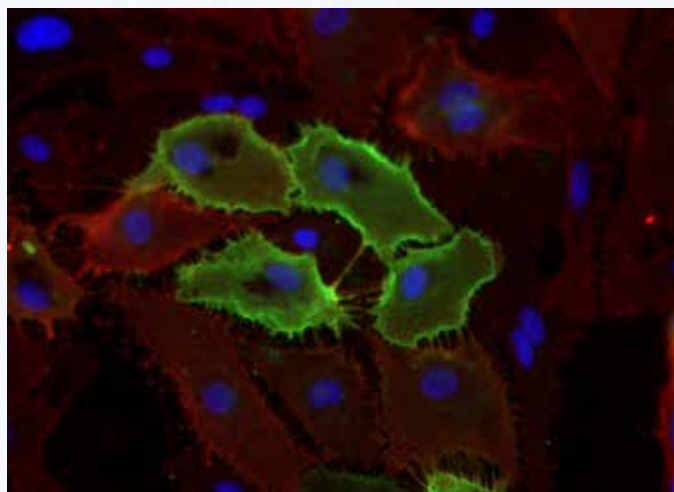
“Special Protein Preparations” provide the possibility to obtain the desired recombinant protein in a customized form e.g. in a formulation and/or a vial size already adjusted to the experimental requirements.

For some experimental settings it is absolutely necessary to have a certain compound in a special formulation, e.g. a recombinant protein used in an iodination reaction should be without a carrier protein like HSA or BSA. Or in addition, it is sometimes more favorable to get the recombinant protein without a carrier protein in a vial size sufficient for one injection in the case of an animal model.

For pre-clinical experiments or animal testing ReliaTech offers different vial sizes and products stabilized in the presence of different carrier proteins (e.g. bovine serum albumin, mouse or rat serum albumin) in liquid or lyophilized formulations. Because this service is not available for all of our products, please contact us for further information.

■ Purification of Recombinant Proteins and Antibodies

The purification of a recombinant protein is the most complex step in the whole cascade. While the cloning of a gene into a transfer vector is often highly dependent on the cDNA fragment size, the purification depends on the biochemical characteristics of the individual protein (e.g. amino acid composition, IP value, glycosylation, stability). In addition, the type of protein (e.g. secreted protein, cytoplasmic protein, membrane-bound protein, mono- or dimeric protein) also plays a very important role in the purification procedure.



As a customer service ReliaTech offers the purification of recombinant proteins either produced in insect cells, E. coli or mammalian cells. In addition ReliaTech offers the purification of polyclonal or monoclonal antibodies following well established protocols (e.g. antibodies and Fc-tagged proteins via Protein-A or Protein-G sepharose, His-tagged proteins via chelating columns [e.g. Ni²⁺, Co²⁺ or Cu²⁺]). Proteins without a tag will be purified either by already existing protocols or we will try to establish a purification protocol.

■ Functional assays for growth factors and cytokines

As completion of our services regarding the production and purification of recombinant growth factors and cytokines ReliaTech offers also several cell-based assays to test the proteins for biological activity, e.g. the VEGF-induced proliferation of human blood and lymphatic endothelial cells (e.g. HUVEC, HDMEC, HDLEC) by direct cell counting or measurement of an enzymatic activity.

Please call or contact us by email [orders@reliatech.de] to discuss further details.

■ Certified Company

Since our foundation we continuously work on the performance for our customers. Starting with the enlargement of our portfolio and customer specific services over the improvement of our sales and distribution strategies we have finally reached a formal level in 2013 which now even officially bears up independent investigation.

In February 2013 DQS – one of Germany's most experienced certification companies and member in the internationally well-respected IQNet Association – grants the ISO9001:2008 certificate to ReliaTech.

Considering this as a result of ReliaTech's persisting work for the quality of our products and services in combination with solid standards and a healthy philosophy we are proud of this third-party acknowledgement.

And we continued to keep up our standards: In February 2016 we managed to gain the recertification, now under the revised ISO9001:2015 norm. We maintain these standards and are recertified in February 2019.

However, our over-all goal remains to convince you as our customer! So we would like to invite you to come into contact [orders@reliatech.de] and experience the quality of our work on your own.



■ Our Logo

The work with receptors and their ligands is the core of our company's history: it influences and inspires our scientific interests, our daily business and our motivation for development. Accordingly, our company logo reflects our affiliation with this most prominent pairing in science:

ReliaTech's logo represents the interaction of a homodimeric growth factor molecule in an anti-parallel orientation with the extracellular domain of a heterodimeric receptor tyrosine kinase from bird's eye view.



■ Ordering Information

■ Domestic and international orders

Fax +49 (0)5331-8586 989
E-mail orders@reliatech.de
Internet www.reliatech.de

■ Scientific support

Phone +49 (0)5331-8586 987
Fax +49 (0)5331-8586 989
E-mail orders@reliatech.de
Internet www.reliatech.de

■ Prices and payment terms

All prices are subject to change without notice. Payment terms are 14 days 2% or net 30 days.
We do not accept credit cards.

■ Bulk orders

Bulk discounts for our products are available. Please contact us.

■ Vial sizes

A great variety of vial sizes is available including custom packaging. Please contact us.

■ When ordering, please specify

- Name of institution
- Delivery address
- Invoice address
- VAT/Tax number
- Phone number of a contact person for the carrier
- Product code (Catalog number)
- Quantity and package size of each product

Orders can be placed by fax, mail, E-mail or online on our web site.

■ Product information

All data sheets are available for download as PDF on our web site www.reliatech.de. These sheets include instructions for reconstitution, specific activity, stability, storage and use.

■ Products use and liability

All our products are sold for research or laboratory use only and are not to be administered to humans or use for medical diagnostics. ReliaTech GmbH is not responsible for patent infringements which may occur with the use of these products.

All products of ReliaTech GmbH are warranted and meet or exceed the specifications that are reported in the respective data sheet, when used under normal conditions. Should any product fail to perform as warranted, upon notification, ReliaTech GmbH shall promptly replace it, free of charge. ReliaTech GmbH will not be liable for any loss, bad quality and inactivity of the products which might result from the storage, handling or use by the customer.

PLEASE NOTE

NEW PRODUCTS

Product Name	Cat.-Number	Description [Source]	Size [µg]	Price [EUR]
ACE	101-M200	Anti-Human ACE [Mouse]	100	250
ACE-2	101-M201	Anti-Human ACE-2 [Mouse]	100	250
Activin-A	100-012S	Human Activin-A [CHO cells]	2	75
Activin-A	100-012	Human Activin-A [CHO cells]	10	170
Activin-A	100-310S	Human Activin-A [Insect cells]	2	75
Activin-A	100-310	Human Activin-A [Insect cells]	10	170
Activin-A	101-M202	Anti-Human Activin-A [Mouse]	100	250
Activin-B	100-330S	Human Activin-B [Insect cells]	1	75
Activin-B	100-330	Human Activin-B [Insect cells]	5	170
Activin-B	101-M203	Anti-Human Activin-B [Mouse]	100	250
Activin-C	101-M204	Anti-Human Activin-C [Mouse]	100	250
Activin R2A	101-M171	Anti-Human Activin R2A [Mouse]	100	250
Activin R2B	101-M172	Anti-Human Activin R2B [Mouse]	100	250
ADAM-8	101-M208	Anti-Human ADAM-8 [Mouse]	100	250
ADAM-9	101-M209	Anti-Human ADAM-9 [Mouse]	100	250
ADAM-9	103-M213	Anti-Mouse ADAM-9 [Rat]	100	250
ADAM-10	101-M205	Anti-Human ADAM-10 [Mouse]	100	250
ADAM-10	103-M300	Anti-Mouse ADAM-10 [Rat]	100	250
ADAM-15	101-M206	Anti-Human ADAM-15 [Mouse]	100	250
ADAM-15	103-M301	Anti-Mouse ADAM-15 [Rat]	100	250
ADAM-17	101-M207	Anti-Human ADAM-17 [Mouse]	100	250
ADAM-19	103-M302	Anti-Mouse ADAM-19 [Rat]	100	250
ADAMTS4	101-M210	Anti-Human ADAMTS4 [Mouse]	100	250
ADAMTSL-1	101-M211	Anti-Human ADAMTSL-1 [Mouse]	100	250
Adiponectin	100-121S	Human Adiponectin (ACRP30) [Insect cells]	5	75
Adiponectin	100-121	Human Adiponectin (ACRP30) [Insect cells]	25	170
Adiponectin (Acrp30)	M10-009S	Mouse Adiponectin (Acrp30) [Insect cells]	5	75
Adiponectin (Acrp30)	M10-009	Mouse Adiponectin (Acrp30) [Insect cells]	25	170
Adiponectin	102-P102	Anti-Human Adiponectin [Rabbit]	100	235
Adiponectin	101-M212A	Anti-Human Adiponectin (ACRP30) [Mouse]	100	250
Adiponectin (Acrp30)	103-M214	Anti-Mouse Adiponectin (Acrp30) [Rat]	100	250
AGGF1	400-025	Human AGGF1 (fragment) [E. coli]	5	70
AGGF1	102-PA13S	Anti-Human AGGF1 [Rabbit]	100	175
AGGF1	102-PA13	Anti-Human AGGF1 [Rabbit]	200	290
Aggrecan	101-M213	Anti-Human Aggrecan [Mouse]	100	250
AgRP	101-M214	Anti-Human AgRP [Mouse]	100	250
AgRP	103-M303	Anti-Mouse AgRP [Rat]	100	250
AITRL	100-122S	Human AITRL [E. coli]	5	75
AITRL	100-122	Human AITRL [E. coli]	20	170
AITRL	102-P215	Anti-Human AITRL [Rabbit]	100	235
ALK1	103-M95	Anti-Mouse ALK1 [Rat]	100	250
ALK2	101-M173	Anti-Human ALK2 (Activin R1A) [Mouse]	100	250
ALK3	101-M174	Anti-Human ALK3 (BMP R1A) [Mouse]	100	250
ALK4	101-M175	Anti-Human ALK4 (Activin R1B) [Mouse]	100	250
ALK4	103-M212	Anti-Mouse ALK4 (Activin R1B) [Rat]	100	250
ALK5	103-M96	Anti-Mouse ALK5 [Rat]	100	250
ALK6	101-M176	Anti-Human ALK6 (BMP R1B) [Mouse]	100	250
ALS	103-M304	Anti-Mouse ALS [Rat]	100	250
Aminopeptidase	100-401S	Aeromonas Aminopeptidase [E. coli]	100	75
Aminopeptidase	100-401	Aeromonas Aminopeptidase [E. coli]	500	170
Aminopeptidase P	104-M01	Anti-Rat Aminopeptidase P [Mouse]	100	250
Amphiregulin	102-PA09S	Anti-Human Amphiregulin [Rabbit]	100	175
Amphiregulin	102-PA09	Anti-Human Amphiregulin [Rabbit]	200	290
Amphiregulin	101-M215	Anti-Human Amphiregulin [Mouse]	100	250
Amphiregulin	103-M305	Anti-Mouse Amphiregulin [Rat]	100	250
Amphiregulin	100-393S	Human Amphiregulin (98aa) [E. coli]	10	75
Amphiregulin	100-393	Human Amphiregulin (98aa) [E. coli]	50	170
Angiogenin	101-M152	Anti-Human Angiogenin [Mouse]	100	250
Angiopoietin like-1	101-M218	Anti-Human Angiopoietin like-1 [Mouse]	100	250
Angiopoietin like-2	101-M219	Anti-Human Angiopoietin like-2 [Mouse]	100	250
Ang-1	101-M100	Anti-Human Angiopoietin-1 / Ang-1 [Mouse]	100	250
Ang-1	300-047	Human Angiopoietin-1 / Ang-1 [HeLa cells]	5	75
Ang-1	300-048	Human Angiopoietin-1 / Ang-1 [HeLa cells]	20	170
Ang-2	101-M102	Anti-Human Angiopoietin-2 / Ang-2 [Mouse]	100	250

Product Name	Cat.-Number	Description [Source]	Size [µg]	Price [EUR]
Ang-2	300-049	Human Angiopoietin-2 / Ang-2 [CHO cells]	5	75
Ang-2	300-050	Human Angiopoietin-2 / Ang-2 [CHO cells]	20	170
Angiopoietin-3	103-M215	Anti-Mouse Angiopoietin-3 [Rat]	100	250
Angiopoietin-4	101-M216	Anti-Human Angiopoietin-4 [Mouse]	100	250
Ang-like protein 2	103-M306	Anti-Mouse Angiopoietin-like protein 2 [Rat]	100	250
Ang-like protein 3	100-402S	Human Angiopoietin-like protein 3 [CHO cells]	10	75
Ang-like protein 3	100-402	Human Angiopoietin-like protein 3 [CHO cells]	50	170
Ang-like protein 3	103-M307	Anti-Mouse Angiopoietin-like protein 3 [Rat]	100	250
Angiostatin	101-M220	Anti-Human Angiostatin [Mouse]	100	250
Angiotensin (CD143)	103-M211	Anti-Mouse CD143 [Rat]	100	250
ApoA-I	100-123S	Human ApoA-I [E. coli]	20	75
ApoA-I	100-123	Human ApoA-I [E. coli]	100	170
ApoE2	100-124S	Human ApoE2 [E. coli]	100	75
ApoE2	100-124	Human ApoE2 [E. coli]	500	170
ApoE3	100-125S	Human ApoE3 [E. coli]	100	75
ApoE3	100-125	Human ApoE3 [E. coli]	500	170
ApoE3	102-P216	Anti-Human ApoE3 [Rabbit]	100	235
ApoE4	100-126S	Human ApoE4 [E. coli]	100	75
ApoE4	100-126	Human ApoE4 [E. coli]	500	170
Apo-SAA	100-127S	Human Apo-SAA [E. coli]	10	75
Apo-SAA	100-127	Human Apo-SAA [E. coli]	50	170
Apo-SAA1	100-387S	Human Apo-SAA1 [E. coli]	10	75
Apo-SAA1	100-387	Human Apo-SAA1 [E. coli]	50	170
APRIL	100-379S	Human APRIL [Insect cells]	2	75
APRIL	100-379	Human APRIL [Insect cells]	10	170
APRIL	M10-050S	Mouse APRIL [E. coli]	5	75
APRIL	M10-050	Mouse APRIL [E. coli]	20	170
APRIL	102-P210	Anti-Human APRIL [Rabbit]	100	235
Arg-C	100-403S	lysobacter Arg-C, Enzymogenes [Insect cells]	5	75
Arg-C	100-403	lysobacter Arg-C, Enzymogenes [Insect cells]	20	170
Arginine Deiminase	100-404S	Mycoplasma Arginine Deiminase (ADI) [E. coli]	5	75
Arginine Deiminase	100-404	Mycoplasma Arginine Deiminase (ADI) [E. coli]	20	170
Artemin	100-128S	Human Artemin [E. coli]	5	75
Artemin	100-128	Human Artemin [E. coli]	20	170
Artemin	102-P217	Anti-Human Artemin [Rabbit]	100	235
Artemin	103-M216	Anti-Mouse Artemin [Rat]	100	250
Axl	103-M158	Anti-Mouse Axl [Rat]	100	250
Axl	101-M222	Anti-Human Axl [Mouse]	100	250
Azurocidin	101-M223	Anti-Human Azurocidin [Mouse]	100	250
B71	103-P40	Anti-Mouse B71 [Rabbit]	100	235
B7-1 Fc	S01-006S	Human B7-1 Fc, soluble [CHO cells]	20	75
B7-1 Fc	S01-006	Human B7-1 Fc, soluble [CHO cells]	100	170
B7-2 Fc	S01-007S	Human B7-2 Fc, soluble [CHO cells]	20	75
B7-2 Fc	S01-007	Human B7-2 Fc, soluble [CHO cells]	100	170
B7-H1/PD-L1	102-P23	Anti-Human B7-H1/PD-L1 [Rabbit]	100	235
B7-H2	101-M225	Anti-Human B7-H2 [Mouse]	100	250
B7-H2 Fc	100-017S	Human B7-H2 Fc [CHO cells]	20	75
B7-H2 Fc	100-017	Human B7-H2 Fc [CHO cells]	100	170
B7-H3	101-M226	Anti-Human B7-H3 [Mouse]	100	250
BACE-1	101-M227	Anti-Human BACE-1 [Mouse]	100	250
BAFF	100-002S	Human BAFF [E. coli]	5	75
BAFF	100-002	Human BAFF [E. coli]	20	170
BAFF	102-P101G	Anti-Human BAFF [Goat]	100	235
BAFF	101-M18	Anti-Human BAFF [Mouse]	500	250
BAFF receptor	S01-038S	Human BAFF receptor, soluble [E. coli]	10	75
BAFF receptor	S01-038	Human BAFF receptor, soluble [E. coli]	50	170
4-1BB receptor	102-P100G	Anti-Human 4-1BB receptor [Goat]	100	235
4-1BB receptor	S01-039S	Human 4-1BB receptor, soluble [E. coli]	5	75
4-1BB receptor	S01-039	Human 4-1BB receptor, soluble [E. coli]	20	170
4-1BBL	100-001S	Human 4-1BBL [E. coli]	5	75
4-1BBL	100-001	Human 4-1BBL [E. coli]	20	170
4-1BBL	102-P218	Anti-Human 4-1BBL [Rabbit]	100	235
BCA-1	100-003S	Human BCA-1 [E. coli]	5	75
BCA-1	100-003	Human BCA-1 [E. coli]	20	170

Product Name	Cat.-Number	Description [Source]	Size [µg]	Price [EUR]
BCA-1	M10-051S	Mouse BCA-1 [E. coli]	5	75
BCA-1	M10-051	Mouse BCA-1 [E. coli]	20	170
BCA-1	102-P01	Anti-Human BCA-1 [Rabbit]	100	235
BCAM	101-M228	Anti-Human BCAM [Mouse]	100	250
BCMA	100-131S	Human BCMA [E. coli]	5	75
BCMA	100-131	Human BCMA [E. coli]	20	170
BD-1	102-P219	Anti-Human BD-1 [Rabbit]	100	235
BD-1 (36aa)	100-132S	Human BD-1 (36aa) [E. coli]	5	75
BD-1 (36aa)	100-132	Human BD-1 (36aa) [E. coli]	20	170
BD-1 (47aa)	100-133S	Human BD-1 (47aa) [E. coli]	5	75
BD-1 (47aa)	100-133	Human BD-1 (47aa) [E. coli]	20	170
BD-2	102-P103G	Anti-Human BD-2 [Goat]	100	235
BD-2 (SAP1)	100-004S	Human BD-2 (SAP1) [E. coli]	5	75
BD-2 (SAP1)	100-004	Human BD-2 (SAP1) [E. coli]	20	170
BD-2 (SAP1)	M10-008S	Mouse BD-2 (SAP1) [E. coli]	5	75
BD-2 (SAP1)	M10-008	Mouse BD-2 (SAP1) [E. coli]	20	170
BD-3	100-135S	Human BD-3 [E. coli]	5	75
BD-3	100-135	Human BD-3 [E. coli]	20	170
BD-3	102-P220	Anti-Human BD-3 [Rabbit]	100	235
BD-4	100-331S	Human BD-4 [E. coli]	5	75
BD-4	100-331	Human BD-4 [E. coli]	20	170
BD-4	102-P221	Anti-Human BD-4 [Rabbit]	100	235
BD-5	100-038S	Human BD-5 [E. coli]	5	75
BD-5	100-038	Human BD-5 [E. coli]	20	170
BD-5	102-P99	Anti-Human BD-5 [Rabbit]	100	235
BDNF	100-005S	Human BDNF [E. coli]	2	75
BDNF	100-005	Human BDNF [E. coli]	10	170
BDNF	102-P02	Anti-Human BDNF [Rabbit]	100	235
BDNF	101-M229	Anti-Human BDNF [Mouse]	100	250
BEC12	103-M154	Anti-Mouse BEC12 [Rat]	100	250
Betacellulin	100-332S	Human Betacellulin [E. coli]	5	75
Betacellulin	100-332	Human Betacellulin [E. coli]	20	170
Betacellulin	M10-130S	Mouse Betacellulin [E. coli]	5	75
Betacellulin	M10-130	Mouse Betacellulin [E. coli]	20	170
Betacellulin	102-P222	Anti-Human Betacellulin [Rabbit]	100	235
Betacellulin	101-M230	Anti-Human Betacellulin [Mouse]	100	250
Betacellulin	103-M308	Anti-Mouse Betacellulin [Rat]	100	250
BMP receptor-1A	S01-021	Human BMP receptor-1A, soluble [Insect cells]	100	285
BMP receptor-2	101-M177	Anti-Human BMP receptor-2 [Mouse]	100	250
BMP-1	101-M231	Anti-Human BMP-1 [Rat]	100	250
BMP-2	200-001	Human BMP-2 [E. coli]	5	90
BMP-2	200-002S	Human BMP-2 [E. coli]	10	160
BMP-2	200-002	Human BMP-2 [E. coli]	25	350
BMP-2	100-048S	Human BMP-2 [CHO cells]	2	75
BMP-2	100-048	Human BMP-2 [CHO cells]	10	170
BMP-2	102-P03A	Anti-Human BMP-2 [Rabbit]	100	235
BMP-2	102-PA106S	Anti-Human BMP-2 [Rabbit]	100	150
BMP-2	102-PA106	Anti-Human BMP-2 [Rabbit]	200	225
BMP-2	101-M233	Anti-Human BMP-2 [Mouse]	100	250
BMP-3	100-394S	Human BMP-3 [E. coli]	10	75
BMP-3	100-394	Human BMP-3 [E. coli]	50	170
BMP-3	101-M234	Anti-Human BMP-3 [Mouse]	100	250
BMP-4	100-326H	Human BMP-4 [HEK293 cells]	10	160
BMP-4	M10-044S	Mouse BMP-4 [E. coli]	2	75
BMP-4	M10-044	Mouse BMP-4 [E. coli]	10	170
BMP-4	101-M166	Anti-Human BMP-4 [Mouse]	500	250
BMP-4	101-M235	Anti-Human BMP-4 [Mouse]	100	250
BMP-5	100-388S	Human BMP-5 [CHO cells]	2	75
BMP-5	100-388	Human BMP-5 [CHO cells]	10	170
BMP-5	101-M236	Anti-Human BMP-5 [Mouse]	100	250
BMP-6	100-378S	Human BMP-6 [HEK293 cells]	2	75
BMP-6	100-378	Human BMP-6 [HEK293 cells]	10	170
BMP-6	101-M237	Anti-Human BMP-6 [Mouse]	100	250
BMP-7	100-328S	Human BMP-7 [CHO cells]	2	75

Product Name	Cat.-Number	Description [Source]	Size [µg]	Price [EUR]
BMP-7	100-328	Human BMP-7 [CHO cells]	10	170
BMP-7	102-P105	Anti-Human BMP-7 [Rabbit]	100	235
BMP-7	102-PA92S	Anti-Human BMP-7 [Rabbit]	100	175
BMP-7	102-PA92	Anti-Human BMP-7 [Rabbit]	200	290
BMP-7	101-M167	Anti-Human BMP-7 [Mouse]	500	250
BMP-7	101-M238	Anti-Human BMP-7 [Mouse]	100	250
BMP-8	101-M239	Anti-Human BMP-8 [Mouse]	100	250
BMP-10	103-M02	Anti-Mouse BMP-10 [Rat]	100	250
BMP-10	100-405S	human BMP-10 [HEK293 cells]	2	75
BMP-10	100-405	human BMP-10 [HEK293 cells]	10	170
BMP-13 (GDF6)	100-137S	Human BMP-13 (GDF6) [E. coli]	10	75
BMP-13 (GDF6)	100-137	Human BMP-13 (GDF6) [E. coli]	50	170
BRAK	102-P223	Anti-Human BRAK [Rabbit]	100	235
BRAK (CXCL14)	100-139S	Human BRAK (CXCL14) [E. coli]	5	75
BRAK (CXCL14)	100-139	Human BRAK (CXCL14) [E. coli]	20	170
C1 Inhibitor	100-435S	human C1 Inhibitor [CHO cells]	50	75
C1 Inhibitor	100-435	human C1 Inhibitor [CHO cells]	200	170
C-10	103-P01	Anti-Mouse C-10 [Rabbit]	100	235
C-10 (CCL6)	M10-001S	Mouse C-10 (CCL6) [E. coli]	2	75
C-10 (CCL6)	M10-001	Mouse C-10 (CCL6) [E. coli]	10	170
C5a	100-056S	Human C5a [E. coli]	5	75
C5a	100-056	Human C5a [E. coli]	20	170
Cadherin-17	101-M240	Anti-Human Cadherin-17 [Mouse]	100	250
Carboxypeptidase A2	101-M241	Anti-Human Carboxypeptidase A2 [Mouse]	100	250
Carboxypeptidase-B	R20-019S	Rat Carboxypeptidase-B [E. coli]	5	75
Carboxypeptidase-B	R20-019	Rat Carboxypeptidase-B [E. coli]	25	170
Cardiotrophin-1	100-006S	Human Cardiotrophin-1 [E. coli]	2	75
Cardiotrophin-1	100-006	Human Cardiotrophin-1 [E. coli]	10	170
Cardiotrophin-1	M10-052S	Mouse Cardiotrophin-1 [E. coli]	2	75
Cardiotrophin-1	M10-052	Mouse Cardiotrophin-1 [E. coli]	10	170
Cardiotrophin-1	102-P04	Anti-Human Cardiotrophin-1 [Rabbit]	100	235
Cardiotrophin-1	101-M242	Anti-Human Cardiotrophin-1 [Mouse]	100	250
Cardiotrophin-1	103-M309	Anti-Mouse Cardiotrophin-1 [Rat]	100	250
CART	101-M243	Anti-Human CART [Mouse]	100	250
Cathepsin A	101-M244	Anti-Human Cathepsin A [Mouse]	100	250
Cathepsin A	103-M313	Anti-Mouse Cathepsin A [Rat]	100	250
Cathepsin B	101-M245	Anti-Human Cathepsin B [Mouse]	100	250
Cathepsin B	103-M314	Anti-Mouse Cathepsin B [Rat]	100	250
Cathepsin D	101-M247	Anti-Human Cathepsin D [Mouse]	100	250
Cathepsin D	103-M315	Anti-Mouse Cathepsin D [Rat]	100	250
Cathepsin E	101-M248	Anti-Human Cathepsin E [Mouse]	100	250
Cathepsin E	103-M316	Anti-Mouse Cathepsin E [Rat]	100	250
Cathepsin F	101-M249	Anti-Human Cathepsin F [Mouse]	100	250
Cathepsin F	103-M317	Anti-Mouse Cathepsin F [Rat]	100	250
Cathepsin H	103-M318	Anti-Mouse Cathepsin H [Rat]	100	250
Cathepsin L	101-M250	Anti-Human Cathepsin L [Mouse]	100	250
Cathepsin L	103-M319	Anti-Mouse Cathepsin L [Rat]	100	250
Cathepsin O	101-M251	Anti-Human Cathepsin O [Mouse]	100	250
Cathepsin S	101-M252	Anti-Human Cathepsin S [Rat]	100	250
Cathepsin V	101-M253	Anti-Human Cathepsin V [Mouse]	100	250
Cathepsin-3	103-M310	Anti-Mouse Cathepsin-3 [Rat]	100	250
Cathepsin-6	103-M311	Anti-Mouse Cathepsin-6 [Rat]	100	250
Cathepsin-7	103-M312	Anti-Mouse Cathepsin-7 [Rat]	100	250
ccbe1 (fragment)	300-058	Human ccbe1 (fragment) [E. coli]	5	70
ccbe1	102-PA36S	Anti-Human ccbe1 [Rabbit]	100	175
ccbe1	102-PA36	Anti-Human ccbe1 [Rabbit]	200	290
CCL-1	101-M255	Anti-Human CCL-1 [Mouse]	100	250
CCL-1	103-M320	Anti-Mouse CCL-1 [Rat]	100	250
CCL-11	101-M256	Anti-Human CCL-11 [Mouse]	100	250
CCL-11	103-M321	Anti-Mouse CCL-11 [Rat]	100	250
CCL-12	103-M322	Anti-Mouse CCL-12 [Rat]	100	250
CCL-13	101-M257	Anti-Human CCL-13 [Mouse]	100	250
CCL-14	101-M246	Anti-Human CCL-14 [Rat]	100	250
CCL-15	101-M258	Anti-Human CCL-15 [Mouse]	100	250

Product Name	Cat.-Number	Description [Source]	Size [µg]	Price [EUR]	Product Name	Cat.-Number	Description [Source]	Size [µg]	Price [EUR]
CCL-16	101-M259	Anti-Human CCL-16 [Mouse]	100	250	CD14	100-406	human CD14, soluble [HEK293 cells]	50	170
CCL-17	101-M260	Anti-Human CCL-17 [Mouse]	100	250	CD16	101-M290	Anti-Human CD16 [Mouse]	100	250
CCL-17	103-M323	Anti-Mouse CCL-17 [Rat]	100	250	CD16b	101-M293	Anti-Human CD16b [Mouse]	100	250
CCL-18	101-M261	Anti-Human CCL-18 [Mouse]	100	250	CD22	102-P107	Anti-Human CD22 [Rabbit]	100	235
CCL-19	101-M262	Anti-Human CCL-19 [Mouse]	100	250	CD22	S01-031S	Human CD22, soluble [CHO cells]	5	75
CCL-19	103-M324	Anti-Mouse CCL-19 [Rat]	100	250	CD22	S01-031	Human CD22, soluble [CHO cells]	20	170
CCL-2	101-M263	Anti-Human CCL-2 [Mouse]	100	250	CD23	101-M297	Anti-Human CD23 [Mouse]	100	250
CCL-2	103-M325	Anti-Mouse CCL-2 [Rat]	100	250	CD23	S01-050S	Human CD23, soluble [E. coli]	5	75
CCL-20	101-M264	Anti-Human CCL-20 [Mouse]	100	250	CD23	S01-050	Human CD23, soluble [E. coli]	20	170
CCL-20	103-M326	Anti-Mouse CCL-20 [Rat]	100	250	CD25	103-M107	Anti-Mouse CD25 [Rat]	100	250
CCL-21	101-M265	Anti-Human CCL-21 [Mouse]	100	250	CD26	101-M300	Anti-Human CD26 [Rat]	100	250
CCL-21	103-M327	Anti-Mouse CCL-21 [Rat]	100	250	CD26	103-M374	Anti-Mouse CD26 [Rat]	100	250
CCL-22	101-M266	Anti-Human CCL-22 [Mouse]	100	250	CD27 ligand	S01-041S	Human CD27 ligand, soluble [CHO cells]	10	75
CCL-22	103-M328	Anti-Mouse CCL-22 [Rat]	100	250	CD27 ligand	S01-041	Human CD27 ligand, soluble [CHO cells]	50	170
CCL-23	101-M267	Anti-Human CCL-23 [Mouse]	100	250	CD28	103-M140	Anti-Mouse CD28 [Syrian Hamster]	100	250
CCL-24	101-M268	Anti-Human CCL-24 [Mouse]	100	250	CD28	101-M301	Anti-Human CD28 [Mouse]	100	250
CCL-24	103-M329	Anti-Mouse CCL-24 [Rat]	100	250	CD28-Fc	S01-027S	Human CD28-Fc [CHO cells]	20	75
CCL-25	101-M269	Anti-Human CCL-25 [Mouse]	100	250	CD28-Fc	S01-027	Human CD28-Fc [CHO cells]	100	170
CCL-25	103-M330	Anti-Mouse CCL-25 [Rat]	100	250	CD30 Ligand	S01-042S	Human CD30 Ligand, soluble [CHO cells]	10	75
CCL-26	101-M270	Anti-Human CCL-26 [Mouse]	100	250	CD30 Ligand	S01-042	Human CD30 Ligand, soluble [CHO cells]	50	170
CCL-27	101-M271	Anti-Human CCL-27 [Mouse]	100	250	CD31/PECAM-1	103-M104	Anti-Mouse CD31/PECAM-1 [Rat]	100	250
CCL-27	103-M331	Anti-Mouse CCL-27 [Rat]	100	250	CD31/PECAM-1	100-386S	Human CD31/PECAM-1 [HEK 293 cells]	10	75
CCL-28	101-M272	Anti-Human CCL-28 [Mouse]	100	250	CD31/PECAM-1	100-386	Human CD31/PECAM-1 [HEK 293 cells]	50	170
CCL-28	103-M332	Anti-Mouse CCL-28 [Rat]	100	250	CD31/PECAM-1	102-PA07S	Anti-Human CD31/PECAM-1 [Rabbit]	100	175
CCL-3	101-M273	Anti-Human CCL-3 [Mouse]	100	250	CD31/PECAM-1	102-PA07	Anti-Human CD31/PECAM-1 [Rabbit]	200	290
CCL-3	103-M333	Anti-Mouse CCL-3 [Rat]	100	250	CD31/PECAM-1	101-M92	Anti-Human CD31/PECAM-1 [Mouse]	50	135
CCL-4	103-M334	Anti-Mouse CCL-4 [Rat]	100	250	CD31/PECAM-1	mP1001r-m	Anti-Mouse CD31/PECAM-1, Antagonistic [Rat]	200	520
CCL-5	101-M274	Anti-Human CCL-5 [Mouse]	100	250	CD31/PECAM-1	S01-071S	Human CD31/PECAM-1, soluble [Insect cells]	10	65
CCL-5	103-M335	Anti-Mouse CCL-5 [Rat]	100	250	CD31/PECAM-1	S01-071	Human CD31/PECAM-1, soluble [Insect cells]	50	160
CCL-6	103-M336	Anti-Mouse CCL-6 [Rat]	100	250	CD32	101-M304	Anti-Human CD32 [Mouse]	100	250
CCL-7	101-M275	Anti-Human CCL-7 [Mouse]	100	250	CD34	103-M103	Anti-Mouse CD34 [Rat]	100	250
CCL-8	101-M276	Anti-Human CCL-8 [Mouse]	100	250	CD34	102-PA139S	Anti-Human CD34 [Rabbit]	100	175
CCL-8	103-M337	Anti-Mouse CCL-8 [Rat]	100	250	CD34	102-PA139	Anti-Human CD34 [Rabbit]	200	290
CCL-9	103-M338	Anti-Mouse CCL-9 [Rat]	100	250	CD34	102-PA139AG	Anti-Human CD34 [Rabbit]	50	210
CCM-1	300-054	Human CCM-1 [E. coli]	20	110	CD34	101-M94	Anti-Human CD34 [Mouse]	50	135
CCM-1	102-PA25S	Anti-Human CCM-1 [Rabbit]	100	175	CD34	S01-065S	Human CD34, soluble [CHO cells]	5	75
CCM-1	102-PA25	Anti-Human CCM-1 [Rabbit]	200	290	CD34	S01-065	Human CD34, soluble [CHO cells]	20	170
CCM-2	300-055	Human CCM-2 [E. coli]	20	110	CD34	S01-069S	Human CD34, soluble [E. coli]	5	65
CCM-2	102-PA26S	Anti-Human CCM-2 [Rabbit]	100	175	CD34	S01-069	Human CD34, soluble [E. coli]	20	160
CCM-2	102-PA26	Anti-Human CCM-2 [Rabbit]	200	290	CD36	103-M05	Anti-Mouse CD36 [Mouse]	100	250
CCM-3	300-056	Human CCM-3 [E. coli]	20	110	CD36	101-M305A	Anti-Human CD36 [Rat]	100	250
CCM-3	102-PA27S	Anti-Human CCM-3 [Rabbit]	100	175	CD38	101-M306	Anti-Human CD38 [Mouse]	100	250
CCM-3	102-PA27	Anti-Human CCM-3 [Rabbit]	200	290	CD40	101-M148	Anti-Human CD40 [Mouse]	100	250
CCR4	101-M280	Anti-Human CCR4 [Mouse]	100	250	CD40	103-M148	Anti-Mouse CD40 [Rat]	100	250
CCR6	101-M282	Anti-Human CCR6 [Mouse]	100	250	CD40 Ligand	103-M142	Anti-Mouse CD40 Ligand [Hamster]	100	250
CCR9	101-M285	Anti-Human CCR9 [Mouse]	100	250	CD40 Ligand	102-P108G	Anti-Human CD40 Ligand [Goat]	100	235
CCRL-2	101-M286	Anti-Human CCRL-2 [Mouse]	100	250	CD40 Ligand/TRAP	100-115S	Human CD40 Ligand/TRAP, soluble [E. coli]	10	75
CD3	103-M99	Anti-Mouse CD3 [Rat]	100	250	CD40 Ligand/TRAP	100-115	Human CD40 Ligand/TRAP, soluble [E. coli]	50	170
CD3 epsilon	101-M303	Anti-Human CD3 epsilon [Mouse]	100	250	CD40 Ligand/TRAP	M10-054S	Mouse CD40 Ligand/TRAP, soluble [E. coli]	5	75
CD4	103-M105	Anti-Mouse CD4 [Rat]	100	250	CD40 Ligand/TRAP	M10-054	Mouse CD40 Ligand/TRAP, soluble [E. coli]	25	170
CD4	101-M307	Anti-Human CD4 [Mouse]	100	250	CD45	103-M160	Anti-Mouse CD45 [Rat]	100	250
CD4	S01-008S	Human CD4, soluble [CHO cells]	10	75	CD45R	103-M205	Anti-Mouse CD45R (B220) [Rat]	100	250
CD4	S01-008	Human CD4, soluble [CHO cells]	50	170	CD50	101-M309	Anti-Human CD50 [Mouse]	100	250
CD5	101-M308	Anti-Human CD5 [Mouse]	100	250	CD58	101-M311	Anti-Human CD58 [Mouse]	100	250
CD6	101-M312	Anti-Human CD6 [Mouse]	100	250	CD64	101-M313	Anti-Human CD64 [Mouse]	100	250
CD6	103-M343	Anti-Mouse CD6 [Rat]	100	250	CD72	103-M344	Anti-Mouse CD72 [Rat]	100	250
CD8 alpha	101-M314	Anti-Human CD8 alpha [Mouse]	100	250	CD80	103-M144	Anti-Mouse CD80 [Armenian Hamster]	100	250
CD8a	103-M106	Anti-Mouse CD8a [Rat]	100	250	CD80	101-M315	Anti-Human CD80 [Mouse]	100	250
CD9	101-M318	Anti-Human CD9 [Mouse]	100	250	CD83	101-M316	Anti-Human CD83 [Mouse]	100	250
CD11c	103-M156	Anti-Mouse CD11c [Hamster]	100	250	CD86	103-M150	Anti-Mouse CD86 [Rat]	100	250
CD14	102-P31	Anti-Human CD14 [Rabbit]	100	235	CD86	101-M317	Anti-Human CD86 [Mouse]	100	250
CD14	101-M288	Anti-Human CD14 [Mouse]	100	250	CD94	101-M319	Anti-Human CD94 [Mouse]	100	250
CD14	103-M342	Anti-Mouse CD14 [Rat]	100	250	CD97	101-M320A	Anti-Human CD97 [Mouse]	100	250
CD14	100-406S	human CD14, soluble [HEK293 cells]	10	75	CD100	S01-063S	Human CD100, soluble [CHO cells]	5	75

Product Name	Cat.-Number	Description [Source]	Size [µg]	Price [EUR]
CD100	S01-063	Human CD100, soluble [CHO cells]	20	170
CD102	101-M287	Anti-Human CD102 [Mouse]	100	250
CD105/Endoglin	103-M102	Anti-Mouse CD105/Endoglin [Rat]	100	250
CD105/Endoglin	101-M160	Anti-Human CD105/Endoglin [Mouse]	100	250
CD105/Endoglin	102-PA60AG	Anti-Human CD105/Endoglin [Rabbit]	50	210
CD105/Endoglin	102-PA60S	Anti-Human CD105/Endoglin [Rabbit]	100	150
CD105/Endoglin	102-PA60	Anti-Human CD105/Endoglin [Rabbit]	200	225
CD105/Endoglin	103-PA60AG	Anti-Mouse CD105/Endoglin [Rabbit]	50	210
CD105/Endoglin	103-PA60S	Anti-Mouse CD105/Endoglin [Rabbit]	100	150
CD105/Endoglin	103-PA60	Anti-Mouse CD105/Endoglin [Rabbit]	200	225
CD105/Endoglin	103-M60-FITC	Anti-Mouse CD105/Endoglin [Rat]	50	230
CD105/Endoglin	103-M60-PE	Anti-Mouse CD105/Endoglin [Rat]	50	230
CD105/Endoglin	103-M60S-FITC	Anti-Mouse CD105/Endoglin [Rat]	25	135
CD105/Endoglin	103-M60S-PE	Anti-Mouse CD105/Endoglin [Rat]	25	135
CD105/Endoglin	103-MBI60	Anti-Mouse CD105/Endoglin [Rat]	50	230
CD105/Endoglin	103-M60	Anti-Mouse CD105/Endoglin [Rat]	100	230
CD105/Endoglin	mT1001m-h	Anti-Human CD105, Antagonistic [Mouse]	200	520
CD105/Endoglin	S01-024	Human CD105, soluble [Insect cells]	5	75
CD105/Endoglin	S01-025	Human CD105, soluble [Insect cells]	25	280
CD105/Endoglin	S01-022	Mouse CD105, soluble [Insect cells]	5	75
CD105/Endoglin	S01-023	Mouse CD105, soluble [Insect cells]	25	280
CD147	103-M380	Anti-Mouse CD147 [Rat]	100	250
CD147	101-M706	Anti-human CD147 [Mouse]	100	250
CD151	101-M289	Anti-Human CD151 [Mouse]	100	250
CD163	101-M291	Anti-Human CD163 [Mouse]	100	250
CD166	101-M292	Anti-Human CD166 [Mouse]	100	250
CD200	101-M294	Anti-Human CD200 [Mouse]	100	250
CD209	101-M295	Anti-Human CD209 [Mouse]	100	250
CD229	101-M296	Anti-Human CD229 [Mouse]	100	250
CD244	101-M298	Anti-Human CD244 [Mouse]	100	250
CD299	101-M302	Anti-Human CD299 [Mouse]	100	250
CDNF	100-400S	Human CDFN [E. coli]	5	75
CDNF	100-400	Human CDFN [E. coli]	25	170
CEACAM-1	101-M181	Anti-Human CEACAM-1 [Mouse]	100	250
CEACAM-1	101-M182	Anti-Human CEACAM-1 [Mouse]	100	250
CEACAM-1 (D1-4)	102-PA100S	Anti-Human CEACAM-1 (D1-4) [Rabbit]	100	175
CEACAM-1 (D1-4)	102-PA100	Anti-Human CEACAM-1 (D1-4) [Rabbit]	200	290
CEACAM-1 (dN)	102-PA102S	Anti-Human CEACAM-1 (dN) [Rabbit]	100	175
CEACAM-1 (dN)	102-PA102	Anti-Human CEACAM-1 (dN) [Rabbit]	200	290
Cerberus-1	101-M321	Anti-Human Cerberus-1 [Mouse]	100	250
Cerberus-1	103-M345	Anti-Mouse Cerberus-1 [Rat]	100	250
Chem R23	101-M322	Anti-Human Chem R23 [Mouse]	100	250
Chemerin	100-395S	Human Chemerin [E. coli]	5	75
Chemerin	100-395	Human Chemerin [E. coli]	25	170
Chordin	103-M346	Anti-Mouse Chordin [Rat]	100	250
CLC	101-M324	Anti-Human CLC [Mouse]	100	250
CLEC-1	101-M325	Anti-Human CLEC-1 [Mouse]	100	250
CLEC-2	101-M326	Anti-Human CLEC-2 [Mouse]	100	250
CLN-2	101-M327	Anti-Human CLN-2 [Mouse]	100	250
CNTF	100-007S	Human CNTF [E. coli]	5	75
CNTF	100-007	Human CNTF [E. coli]	20	170
CNTF	R20-001S	Rat CNTF [E. coli]	5	65
CNTF	R20-001	Rat CNTF [E. coli]	25	160
CNTF	102-P05	Anti-Human CNTF [Rabbit]	100	235
CNTF	104-P01	Anti-Rat CNTF [Rabbit]	100	235
CNTF	101-M328	Anti-Human CNTF [Mouse]	100	250
CNTF R alpha	101-M329	Anti-Human CNTF R alpha [Mouse]	100	250
Coagulation Factor II	101-M330	Anti-Human Coagulation Factor II [Mouse]	100	250
Coagulation Factor X	101-M331	Anti-Human Coagulation Factor X [Mouse]	100	250
Coagulation Factor XI	101-M332	Anti-Human Coagulation Factor XI [Mouse]	100	250
Common beta chain	101-M333	Anti-Human Common beta chain [Mouse]	100	250
Common g chain	101-M334	Anti-Human Common gamma chain [Mouse]	100	250
Common g chain	103-M505	Anti-mouse Common gamma chain [Rat]	100	250
Complement C5/C5a	101-M717	Anti-Human Complement C5/C5a [Mouse]	100	250

Product Name	Cat.-Number	Description [Source]	Size [µg]	Price [EUR]
Complement C5a	103-M348	Anti-Mouse Complement C5a [Rat]	100	250
Complement Factor D	101-M335	Anti-Human Complement Factor D [Mouse]	100	250
Complement MASP3	101-M336	Anti-Human Complement MASP3 [Mouse]	100	250
Corin	101-M338	Anti-Human Corin [Rat]	100	250
CouPTFII/NR2F2	400-026S	CouPTFII/NR2F2 (fragment) [E. coli]	5	105
CouPTFII/NR2F2	400-026	CouPTFII/NR2F2 (fragment) [E. coli]	20	290
CouPTFII/NR2F2	102-PA17S	Anti-human CouPTFII/NR2F2 [Rabbit]	100	185
CouPTFII/NR2F2	102-PA17	Anti-human CouPTFII/NR2F2 [Rabbit]	200	290
CRACC	101-M339	Anti-Human CRACC [Mouse]	100	250
CRP	100-144	Human c-reactive protein (CRP) [E. coli]	1000	350
CRIM1	101-M340	Anti-Human CRIM1 [Mouse]	100	250
Cripto	101-M341	Anti-Human Cripto [Mouse]	100	250
Cripto	103-M349	Anti-Mouse Cripto [Rat]	100	250
CRP	101-M342	Anti-Human CRP [Mouse]	100	250
CRP	102-P104	Anti-Human CRP [Rabbit]	100	235
CRTAM	101-M343	Anti-Human CRTAM [Mouse]	100	250
Cryptic	101-M344	Anti-Human Cryptic [Mouse]	100	250
Cryptic	103-M350	Anti-Mouse Cryptic [Rat]	100	250
CTACK/ CCL27	100-145S	Human CTACK/ CCL27 [E. coli]	5	75
CTACK/ CCL27	100-145	Human CTACK/ CCL27 [E. coli]	20	170
CTACK/ CCL27	M10-055S	Mouse CTACK/ CCL27 [E. coli]	5	75
CTACK/ CCL27	M10-055	Mouse CTACK/ CCL27 [E. coli]	20	170
CTGF	101-M131	Anti-Human CTGF [Mouse]	100	250
CTGF	102-P224	Anti-Human CTGF [Rabbit]	100	235
CTGF	100-146S	Human CTGF [E. coli]	5	75
CTGF	100-146	Human CTGF [E. coli]	20	170
CTGFL	102-P110	Anti-Human CTGFL [Rabbit]	100	235
CTGFL/WISP-2	100-147S	Human CTGFL/WISP-2 [E. coli]	5	75
CTGFL/WISP-2	100-147	Human CTGFL/WISP-2 [E. coli]	20	170
CTLA-4	101-M345	Anti-Human CTLA-4 [Mouse]	100	250
CTLA-4	103-M351	Anti-Mouse CTLA-4 [Rat]	100	250
CTLA-4 Fc	100-059S	Human CTLA-4 Fc [CHO cells]	50	75
CTLA-4 Fc	100-059	Human CTLA-4 Fc [CHO cells]	200	170
CX3CL1	101-M346	Anti-Human CX3CL1 [Mouse]	100	250
CX3CL1	103-M352	Anti-Mouse CX3CL1 [Rat]	100	250
CXCL1	101-M347	Anti-Human CXCL1 [Mouse]	100	250
CXCL1	103-M353	Anti-Mouse CXCL1 [Rat]	100	250
CXCL2	101-M353	Anti-Human CXCL2 [Mouse]	100	250
CXCL2	103-M360	Anti-Mouse CXCL2 [Rat]	100	250
CXCL4	101-M354A	Anti-Human CXCL4 [Mouse]	100	250
CXCL4	103-M361	Anti-Mouse CXCL4 [Rat]	100	250
CXCL5	101-M355	Anti-Human CXCL5 [Mouse]	100	250
CXCL6	101-M356	Anti-Human CXCL6 [Mouse]	100	250
CXCL7	101-M357	Anti-Human CXCL7 [Mouse]	100	250
CXCL7	103-M362	Anti-Mouse CXCL7 [Rat]	100	250
CXCL8	101-M358	Anti-Human CXCL8 [Mouse]	100	250
CXCL9	101-M359	Anti-Human CXCL9 [Mouse]	100	250
CXCL10	101-M348	Anti-Human CXCL10 [Mouse]	100	250
CXCL10	103-M354	Anti-Mouse CXCL10 [Rat]	100	250
CXCL11	101-M349	Anti-Human CXCL11 [Mouse]	100	250
CXCL11	103-M355	Anti-Mouse CXCL11 [Rat]	100	250
CXCL12	101-M350	Anti-Human CXCL12 [Mouse]	100	250
CXCL13	101-M351	Anti-Human CXCL13 [Mouse]	100	250
CXCL13	103-M356	Anti-Mouse CXCL13 [Rat]	100	250
CXCL14	101-M352	Anti-Human CXCL14 [Mouse]	100	250
CXCL14	103-M357	Anti-Mouse CXCL14 [Rat]	100	250
CXCL15	103-M358	Anti-Mouse CXCL15 [Rat]	100	250
CXCL16	102-P111	Anti-Human CXCL16 [Rabbit]	100	235
CXCL16	100-148S	Human CXCL16 [E. coli]	5	75
CXCL16	100-148	Human CXCL16 [E. coli]	25	170
CXCL16	M10-056S	Mouse CXCL16 [E. coli]	5	75
CXCL16	M10-056	Mouse CXCL16 [E. coli]	25	170
CXCL16	103-P44G	Anti-Mouse CXCL16 [Goat]	100	235
CXCL16	103-M359	Anti-Mouse CXCL16 [Rat]	100	250

Product Name	Cat.-Number	Description [Source]	Size [µg]	Price [EUR]
CXCR1	101-M360	Anti-Human CXCR1 [Mouse]	100	250
CXCR2	101-M361	Anti-Human CXCR2 [Mouse]	100	250
CXCR2	103-M363	Anti-Mouse CXCR2 [Rat]	100	250
CXCR3	101-M362	Anti-Human CXCR3 [Mouse]	100	250
CXCR4	102-PA120AG	Anti-Human CXCR4 [Rabbit]	50	210
CXCR4	102-PA120S	Anti-Human CXCR4 [Rabbit]	100	175
CXCR4	102-PA120	Anti-Human CXCR4 [Rabbit]	200	290
CXCR4	101-M363	Anti-Human CXCR4 [Mouse]	100	250
CYR61	100-149S	Human CYR61 [E. coli]	5	75
CYR61	100-149	Human CYR61 [E. coli]	20	170
Cystatin A	101-M366	Anti-Human Cystatin A [Mouse]	100	250
Cystatin B	101-M367	Anti-Human Cystatin B [Mouse]	100	250
Cystatin B	103-M366	Anti-Mouse Cystatin B [Rat]	100	250
Cystatin C	101-M368	Anti-Human Cystatin C [Mouse]	100	250
Cystatin C	103-M367	Anti-Mouse Cystatin C [Rat]	100	250
Cystatin D	101-M369	Anti-Human Cystatin D [Mouse]	100	250
Cystatin E-M	101-M370	Anti-Human Cystatin E-M [Mouse]	100	250
Cystatin E-M	103-M368	Anti-Mouse Cystatin E-M [Rat]	100	250
Cystatin H	103-M369	Anti-Mouse Cystatin H [Rat]	100	250
Cystatin S	101-M371	Anti-Human Cystatin S [Mouse]	100	250
Cystatin SA	101-M372	Anti-Human Cystatin SA [Mouse]	100	250
Cystatin SN	101-M373	Anti-Human Cystatin SN [Mouse]	100	250
DAN	103-M07	Anti-Mouse DAN [Rat]	100	250
DAN	103-M217	Anti-Mouse DAN [Rat]	100	250
DAN	101-M374	Anti-Human DAN [Mouse]	100	250
DCIR	101-M375	Anti-Human DCIR [Mouse]	100	250
Decorin	103-M218	Anti-Mouse Decorin [Rat]	100	250
Decorin	101-M376	Anti-Human Decorin [Mouse]	100	250
Dectin-1	103-M370	Anti-Mouse Dectin-1 [Rat]	100	250
Dectin-2	103-M371	Anti-Mouse Dectin-2 [Rat]	100	250
Dentritic cell marker	103-M146	Anti-Mouse Dentritic cell marker [Rat]	100	250
Desert Hedgehog	103-M228	Anti-Mouse Desert Hedgehog (C term.) [Rat]	100	250
Desert Hedgehog	103-M287	Anti-Mouse Desert Hedgehog (N term.) [Rat]	100	250
Desmoglein-1	101-M377	Anti-Human Desmoglein-1 [Mouse]	100	250
Desmoglein-2	101-M378	Anti-Human Desmoglein-2 [Mouse]	100	250
Desmoglein-3	101-M379	Anti-Human Desmoglein-3 [Mouse]	100	250
Dkk-1	200-013S	Human Dkk-1 [E. coli]	5	90
Dkk-1	200-013	Human Dkk-1 [E. coli]	20	170
Dkk-1	102-PA33S	Anti-Human Dkk-1 [Rabbit]	100	175
Dkk-1	102-PA33	Anti-Human Dkk-1 [Rabbit]	200	290
Dkk-1	100-407S	human Dkk-1 [HEK 293 cells]	2	75
Dkk-1	100-407	human Dkk-1 [HEK 293 cells]	10	170
Dkk-1	101-M380	Anti-Human Dkk-1 [Mouse]	100	250
Dkk-2	200-014S	Human Dkk-2 [E. coli]	5	90
Dkk-2	200-014	Human Dkk-2 [E. coli]	20	170
Dkk-2	102-PA34S	Anti-Human Dkk-2 [Rabbit]	100	175
Dkk-2	102-PA34	Anti-Human Dkk-2 [Rabbit]	200	290
Dkk-2	100-436S	human Dkk-2 [CHO cells]	2	75
Dkk-2	100-436	human Dkk-2 [CHO cells]	10	170
Dkk-3	100-408S	human Dkk-3 [CHO cells]	2	75
Dkk-3	100-408	human Dkk-3 [CHO cells]	10	170
Dkk-3	103-M372	Anti-Mouse Dkk-3 [Rat]	100	250
DLK-1/Pref-1	102-PA137S	Anti-Human DLK-1/Pref-1 [Rabbit]	100	175
DLK-1/Pref-1	102-PA137	Anti-Human DLK-1/Pref-1 [Rabbit]	200	290
DLK-1/Pref-1	102-PA137AG	Anti-Human DLK-1/Pref-1 [Rabbit]	50	210
DLK-1/Pref-1	400-020S	Human DLK-1/Pref-1, soluble [E. coli]	5	90
DLK-1/Pref-1	400-020	Human DLK-1/Pref-1, soluble [E. coli]	25	250
DLL-1	101-M381	Anti-Human DLL-1 [Mouse]	100	250
DLL-1	S01-060S	Human DLL-1, soluble [HEK 293 cells]	5	75
DLL-1	S01-060	Human DLL-1, soluble [HEK 293 cells]	25	170
DLL-4	103-M373	Anti-Mouse DLL-4 [Rat]	100	250
DLL-4	S01-051S	Human DLL-4, soluble [HEK 293 cells]	5	75
DLL-4	S01-051	Human DLL-4, soluble [HEK 293 cells]	25	170
DNAM-1	101-M382	Anti-Human DNAM-1 [Mouse]	100	250

Product Name	Cat.-Number	Description [Source]	Size [µg]	Price [EUR]
Dtk	103-M186	Anti-Mouse Dtk [Rat]	100	250
Dtk	101-M383	Anti-Human Dtk [Mouse]	100	250
E-Cadherin	103-M10	Anti-Mouse E-Cadherin [Rat]	100	250
E-Cadherin	101-M132	Anti-Human E-Cadherin [Mouse]	100	250
ECGF	300-090	Bovine ECGF (Crude Extract)	6	45
ECGF	300-090-5	Bovine ECGF (Crude Extract)	5x6	205
ECGF	300-092	Porcine ECGF (Crude Extract)	6	45
ECGF	300-092-5	Porcine ECGF (Crude Extract)	5x6	205
ECGF	300-090H	Bovine ECGF (Crude Extract) + Heparin	6	49
ECGF	300-090H-5	Bovine ECGF (Crude Extract) + Heparin	5x6	225
ECGF	300-092H	Porcine ECGF (Crude Extract) + Heparin	6	49
ECGF	300-092H-5	Porcine ECGF (Crude Extract) + Heparin	5x6	225
ECGFpro1	300-090-B	Bovine ECGFpro1 (complete for BECs)	6	95
ECGFpro1	300-090H-B	Bovine ECGFpro1 + Heparin (complete f. BECs)	6	105
ECGFpro2	300-090-L	Bovine ECGFpro2 (complete for LECs)	6	120
ECGFpro2	300-090H-L	Bovine ECGFpro2 + Heparin (complete f. LECs)	6	130
EDA-A2	101-M384	Anti-Human EDA-A2 (and EDA-A1) [Mouse]	100	250
EDAR	103-M219	Anti-Mouse EDAR (ectodysplasmin R) [Rat]	100	250
EDG-1	101-M156	Anti-Human EDG-1 [Mouse]	100	250
EGF	103-M220	Anti-Mouse EGF [Rat]	100	250
EGF	100-008	Human EGF [E. coli]	100	55
EGF	100-009	Human EGF [E. coli]	500	135
EGF	M10-002	Mouse EGF [E. coli]	100	75
EGF	M10-003	Mouse EGF [E. coli]	500	170
EGF	102-PA10S	Anti-Human EGF [Rabbit]	100	175
EGF	102-PA10	Anti-Human EGF [Rabbit]	200	290
EGF	102-P06	Anti-Human EGF [Rabbit]	100	235
EGF	103-P45G	Anti-Mouse EGF [Goat]	100	235
EGF	104-P13	Anti-Rat EGF [Rabbit]	100	235
EGF	R20-072S	Rat EGF [E. coli]	20	75
EGF	R20-072	Rat EGF [E. coli]	100	170
EGF	101-M385	Anti-Human EGF [Mouse]	100	250
EGFR	S01-040S	Human EGFR, soluble [Insect cells]	10	160
EGFR	S01-040	Human EGFR, soluble [Insect cells]	25	350
EGFR	101-M386	Anti-Human EGFR [Mouse]	100	250
EGFR	102-PA06S	Anti-Human EGFR [Rabbit]	100	175
EGFR	102-PA06	Anti-Human EGFR [Rabbit]	200	290
EGFR/p110	102-PA12S	Anti-Human EGFR/p110, soluble [Rabbit]	100	175
EGFR/p110	102-PA12	Anti-Human EGFR/p110, soluble [Rabbit]	200	290
EG-VEGF	101-M158	Anti-Human EG-VEGF [Mouse]	100	250
EG-VEGF	100-150S	Human EG-VEGF [E. coli]	5	75
EG-VEGF	100-150	Human EG-VEGF [E. coli]	20	170
EG-VEGF	102-P113G	Anti-Human EG-VEGF [Goat]	100	235
EG-VEGF	M10-236S	Mouse EG-VEGF [E. coli]	5	75
EG-VEGF	M10-236	Mouse EG-VEGF [E. coli]	20	170
EMAP-II	100-010	Human EMAP-II [E. coli]	20	180
EMAP-II	102-P114G	Anti-Human EMAP-II [Goat]	100	235
Emilin-1	103-M80	Anti-Mouse Emilin-1 [Rat]	100	250
Emilin-2	101-M716	Anti-Human Emilin-2 [Mouse]	100	250
ENA-78	102-P07	Anti-Human ENA-78 [Rabbit]	100	235
ENA-78	100-011S	Human ENA-78 (5-78aa) (CXCL5) [E. coli]	5	75
ENA-78	100-011	Human ENA-78 (5-78aa) (CXCL5) [E. coli]	20	170
ENA-78	100-333S	Human ENA-78 (8-78aa) (CXCL5) [E. coli]	5	75
ENA-78	100-333	Human ENA-78 (8-78aa) (CXCL5) [E. coli]	20	170
Endocan/ESM-1	103-M221	Anti-Mouse Endocan/ESM-1 [Rat]	100	250
Endocan/ESM-1	300-062	Human Endocan/ESM-1 [Insect cells]	50	260
Endocan/ESM-1	M30-062	Mouse Endocan/ESM-1 [Insect cells]	50	260
Endocan/ESM-1	102-PA44S	Anti-Human Endocan/ESM-1 [Rabbit]	100	175
Endocan/ESM-1	102-PA44	Anti-Human Endocan/ESM-1 [Rabbit]	200	290
Endocan/ESM-1	103-PA44S	Anti-Mouse Endocan/ESM-1 [Rabbit]	100	175
Endocan/ESM-1	103-PA44	Anti-Mouse Endocan/ESM-1 [Rabbit]	200	290
Endoglycan	101-M387	Anti-Human Endoglycan [Mouse]	100	250
Endomucin	S01-064	Human Endomucin [E. coli]	20	350
Endomucin	S01-M64	Mouse Endomucin [E. coli]	20	350

Product Name	Cat.-Number	Description [Source]	Size [µg]	Price [EUR]
Endomucin	102-PA49S	Anti-Human Endomucin [Rabbit]	100	175
Endomucin	102-PA49	Anti-Human Endomucin [Rabbit]	200	290
Endomucin	103-PA49AG	Anti-Mouse Endomucin [Rabbit]	50	210
Endomucin	103-PA49S	Anti-Mouse Endomucin [Rabbit]	100	175
Endomucin	103-PA49	Anti-Mouse Endomucin [Rabbit]	200	290
Endostatin	100-334S	Human Endostatin [E. coli]	20	75
Endostatin	100-334	Human Endostatin [E. coli]	100	170
Endostatin	103-M200	Anti-Mouse Endostatin [Rat]	100	250
Endostatin	102-P226	Anti-Human Endostatin [Rabbit]	100	235
Endothelin-1/ET-1	200-017S	Human Endothelin-1/ET-1 [E. coli]	5	170
Endothelin-1/ET-1	200-017	Human Endothelin-1/ET-1 [E. coli]	25	390
Endothelin-1/ET-1	102-PA35S	Anti-Human Endothelin-1/ET-1 [Rabbit]	100	175
Endothelin-1/ET-1	102-PA35	Anti-Human Endothelin-1/ET-1 [Rabbit]	200	290
Enterokinase	100-409S	human Enterokinase [CHO cells]	10	75
Enterokinase	100-409	human Enterokinase [CHO cells]	50	170
Enteropeptidase	101-M388	Anti-Human Enteropeptidase [Mouse]	100	250
Eotaxin-2	101-M01	Anti-Human Eotaxin-2 [Mouse]	500	250
Eotaxin-2	M10-059S	Mouse Eotaxin-2 [E. coli]	5	75
Eotaxin-2	M10-059	Mouse Eotaxin-2 [E. coli]	20	170
Eotaxin-2	102-P09G	Anti-Human Eotaxin-2 [Goat]	100	235
Eotaxin-2	103-P48G	Anti-Mouse Eotaxin-2 [Goat]	100	235
Eotaxin-2 (CCL24)	100-013S	Human Eotaxin-2 (CCL24) [E. coli]	5	75
Eotaxin-2 (CCL24)	100-013	Human Eotaxin-2 (CCL24) [E. coli]	20	170
Eotaxin-3	102-P10G	Anti-Human Eotaxin-3 [Goat]	100	235
Eotaxin-3	101-M19	Anti-Human Eotaxin-3 [Mouse]	500	250
Eotaxin-3 (CCL26)	100-014S	Human Eotaxin-3 (CCL26) [E. coli]	5	75
Eotaxin-3 (CCL26)	100-014	Human Eotaxin-3 (CCL26) [E. coli]	20	170
EpCAM	101-M389	Anti-Human EpCAM [Mouse]	100	250
EphA1	101-M390	Anti-Human EphA1 [Mouse]	100	250
EphA2	103-M162	Anti-Mouse EphA2 [Rat]	100	250
EphA3	103-M164	Anti-Mouse EphA3 [Rat]	100	250
EphA4	103-M166	Anti-Mouse EphA4 [Rat]	100	250
EphA6	103-M168	Anti-Mouse EphA6 [Rat]	100	250
EphA7	103-M170	Anti-Mouse EphA7 [Rat]	100	250
EphB4	103-M172	Anti-Mouse EphB4 [Rat]	100	250
EphB6	103-M174	Anti-Mouse EphB6 [Rat]	100	250
Ephrin-A1	103-M375	Anti-Mouse Ephrin-A1 [Rat]	100	250
Ephrin-A2	103-M376	Anti-Mouse Ephrin-A2 [Rat]	100	250
Ephrin-A3	101-M391	Anti-Human Ephrin-A3 [Mouse]	100	250
Ephrin-A4	101-M392	Anti-Human Ephrin-A4 [Mouse]	100	250
Ephrin-A4	103-M377	Anti-Mouse Ephrin-A4 [Rat]	100	250
Ephrin-B1	103-M378	Anti-Mouse Ephrin-B1 [Rat]	100	250
Ephrin-B2	102-PA136S	Anti-human Ephrin-B2 [Rabbit]	100	175
Ephrin-B2	102-PA136	Anti-human Ephrin-B2 [Rabbit]	200	290
Ephrin-B2	102-PA136AG	Anti-human Ephrin-B2 [Rabbit]	50	210
Ephrin-B2	S01-068S	Human Ephrin-B2, soluble [E. coli]	10	90
Ephrin-B2	S01-068	Human Ephrin-B2, soluble [E. coli]	50	250
Ephrin-B3	101-M393	Anti-Human Ephrin-B3 [Mouse]	100	250
Epigen	100-335S	Human Epigen [E. coli]	5	75
Epigen	100-335	Human Epigen [E. coli]	25	170
Epigen	103-M379	Anti-Mouse Epigen [Rat]	100	250
Epiregulin	100-336S	Human Epiregulin [E. coli]	5	75
Epiregulin	100-336	Human Epiregulin [E. coli]	25	170
Epiregulin	101-M394	Anti-Human Epiregulin [Mouse]	100	250
EPO	103-M15	Anti-Mouse EPO [Rat]	100	250
EPO	102-P39	Anti-Human EPO [Rabbit]	100	235
EPO	100-062S	Human EPO [CHO cells]	10	75
EPO	100-062	Human EPO [CHO cells]	50	170
EPO receptor	101-M128	Anti-Human EPO receptor [Mouse]	100	250
ErbB2	101-M135	Anti-Human ErbB2 [Mouse]	100	250
ErbB3	101-M395	Anti-Human ErbB3 [Mouse]	100	250
ErbB4	101-M396	Anti-Human ErbB4 [Mouse]	100	250
ESAM	102-PA42S	Anti-Human ESAM [Rabbit]	100	175
ESAM	102-PA42	Anti-Human ESAM [Rabbit]	200	290

Product Name	Cat.-Number	Description [Source]	Size [µg]	Price [EUR]
ESAM	102-PA42AG	Anti-Human ESAM [Rabbit]	50	210
ESAM	300-057	Human ESAM [E. coli]	20	110
E-Selectin	101-M129	Anti-Human E-Selectin [Mouse]	100	250
E-Selectin	103-M129	Anti-Mouse E-Selectin [Rat]	100	250
E-Selectin	100-410S	human E-Selectin [CHO cells]	10	75
E-Selectin	100-410	human E-Selectin [CHO cells]	50	170
ESL-1	102-PA48S	Anti-Human ESL-1 [Rabbit]	100	175
ESL-1	102-PA48	Anti-Human ESL-1 [Rabbit]	200	290
Exodus-2	102-P11	Anti-Human Exodus-2 [Rabbit]	100	235
Exodus-2	103-P03	Anti-Mouse Exodus-2 [Rabbit]	100	235
Exodus-2 (CCL21)	100-015S	Human Exodus-2 (CCL21) [E. coli]	5	75
Exodus-2 (CCL21)	100-015	Human Exodus-2 (CCL21) [E. coli]	20	170
Exodus-2 (CCL21)	M10-005S	Mouse Exodus-2 (CCL21) [E. coli]	5	75
Exodus-2 (CCL21)	M10-005	Mouse Exodus-2 (CCL21) [E. coli]	20	170
FABP4	400-018S	Human FABP4 [E. coli]	5	80
FABP4	400-018	Human FABP4 [E. coli]	25	180
FABP4	102-PA134S	Anti-Human FABP4 [Rabbit]	100	175
FABP4	102-PA134	Anti-Human FABP4 [Rabbit]	200	290
FABP4	102-PA134AG	Anti-Human FABP4 [Rabbit]	50	210
FABP5	400-024S	Human FABP5 [E. coli]	5	80
FABP5	400-024	Human FABP5 [E. coli]	25	180
FABP5	102-PA142S	Anti-Human FABP5 [Rabbit]	100	175
FABP5	102-PA142	Anti-Human FABP5 [Rabbit]	200	290
FABP5	102-PA142AG	Anti-Human FABP5 [Rabbit]	50	210
FAS	101-M134	Anti-Human FAS [Mouse]	100	250
FAS Ligand	100-157S	Human FAS Ligand, soluble [CHO cells]	2	75
FAS Ligand	100-157	Human FAS Ligand, soluble [CHO cells]	10	170
FAS Ligand	102-P120G	Anti-Human FAS Ligand, soluble [Goat]	100	235
FAS receptor	S01-030	Human FAS receptor, soluble [E. coli]	20	170
Fetoprotein alpha	101-M397	Anti-Human Fetoprotein alpha [Mouse]	100	250
Fetuin-A	101-M398	Anti-Human Fetuin-A [Mouse]	100	250
Fetuin-A	103-M381	Anti-Mouse Fetuin-A [Rat]	100	250
Fetuin-A/AHSG	100-140S	Human Fetuin-A/AHSG [HEK 293 cells]	10	75
Fetuin-A/AHSG	100-140	Human Fetuin-A/AHSG [HEK 293 cells]	50	170
Fetuin-B	101-M399	Anti-Human Fetuin-B [Mouse]	100	250
FGF acidic	100-016S	Human FGF acidic [E. coli]	10	75
FGF acidic	100-016	Human FGF acidic [E. coli]	50	170
FGF acidic	M10-045S	Mouse FGF acidic [E. coli]	10	75
FGF acidic	M10-045	Mouse FGF acidic [E. coli]	50	170
FGF acidic	R20-018S	Rat FGF acidic [E. coli]	10	75
FGF acidic	R20-018	Rat FGF acidic [E. coli]	50	170
FGF acidic	102-P12	Anti-Human FGF acidic [Rabbit]	100	235
FGF acidic	101-M400	Anti-Human FGF acidic [Mouse]	100	250
FGF-2 (basic)	300-001	Human FGF-2 (basic) [E. coli]	10	65
FGF-2 (basic)	300-002	Human FGF-2 (basic) [E. coli]	25	100
FGF-2 (basic)	300-003	Human FGF-2 (basic) [E. coli]	50	160
FGF-2 (basic)	M30-014	Mouse FGF-2 (basic) [E. coli]	10	65
FGF-2 (basic)	M30-015	Mouse FGF-2 (basic) [E. coli]	50	160
FGF-2 (basic)	R20-059	Rat FGF-2 (basic) [E. coli]	10	65
FGF-2 (basic)	R20-060	Rat FGF-2 (basic) [E. coli]	50	160
FGF-2 (basic)	102-P13	Anti-Human FGF-2 (basic) [Rabbit]	100	235
FGF-2 (basic)	102-PA08S	Anti-Human FGF-2 (basic) [Rabbit]	100	150
FGF-2 (basic)	102-PA08	Anti-Human FGF-2 (basic) [Rabbit]	200	225
FGF-2 (basic)	101-M401	Anti-Human FGF-2 (basic) [Mouse]	100	250
FGF-2 (basic)	101-M70	Anti-Human FGF-2 (basic) [Mouse]	500	250
FGF-2 (basic) 146 aa	100-411S	human FGF-2 (basic) 146 aa [E. coli]	10	75
FGF-2 (basic) 146 aa	100-411	human FGF-2 (basic) 146 aa [E. coli]	50	170
FGF-3	101-M408	Anti-Human FGF-3 [Mouse]	100	250
FGF-4	300-130	Human FGF-4 [E. coli]	5	65
FGF-4	300-131	Human FGF-4 [E. coli]	25	160
FGF-4	M30-130	Mouse FGF-4 [E. coli]	5	90
FGF-4	M30-131	Mouse FGF-4 [E. coli]	20	180
FGF-4	102-P258	Anti-Human FGF-4 [Rabbit]	100	235
FGF-4	101-M409	Anti-Human FGF-4 [Mouse]	100	250

Product Name	Cat.-Number	Description [Source]	Size [µg]	Price [EUR]
FGF-5	100-018S	Human FGF-5 [E. coli]	10	75
FGF-5	100-018	Human FGF-5 [E. coli]	50	170
FGF-5	101-M410	Anti-Human FGF-5 [Mouse]	100	250
FGF-5	101-M71	Anti-Human FGF-5 [Mouse]	500	250
FGF-6	100-019S	Human FGF-6 [E. coli]	5	75
FGF-6	100-019	Human FGF-6 [E. coli]	25	170
FGF-6	101-M411	Anti-Human FGF-6 [Mouse]	100	250
FGF-7/KGF	100-163S	Human FGF-7/KGF [E. coli]	2	75
FGF-7/KGF	100-163	Human FGF-7/KGF [E. coli]	10	170
FGF-7/KGF	102-P123	Anti-Human FGF-7/KGF [Rabbit]	100	235
FGF-8	100-020S	Human FGF-8 [E. coli]	5	75
FGF-8	100-020	Human FGF-8 [E. coli]	25	170
FGF-8a	100-438S	Human FGF-8a [CHO cells]	5	75
FGF-8a	100-438	Human FGF-8a [CHO cells]	25	170
FGF-8	101-M412	Anti-Human FGF-8 [Mouse]	100	250
FGF-9	100-021S	Human FGF-9 [E. coli]	5	75
FGF-9	100-021	Human FGF-9 [E. coli]	20	170
FGF-9	M10-006S	Mouse FGF-9 [E. coli]	2	75
FGF-9	M10-006	Mouse FGF-9 [E. coli]	10	170
FGF-9	103-P04	Anti-Mouse FGF-9 [Rabbit]	100	235
FGF-9	101-M413	Anti-Human FGF-9 [Mouse]	100	250
FGF-10	102-P124G	Anti-Human FGF-10 [Goat]	100	235
FGF-10	100-022S	Human FGF-10 [E. coli]	5	65
FGF-10	100-022	Human FGF-10 [E. coli]	25	160
FGF-10	101-M402	Anti-Human FGF-10 [Mouse]	100	250
FGF-11	101-M403	Anti-Human FGF-11 [Mouse]	100	250
FGF-12	100-391	Human FGF-12 [E. coli]	10	180
FGF-16	102-P125G	Anti-Human FGF-16 [Goat]	100	235
FGF-16	100-023S	Human FGF-16 [E. coli]	5	75
FGF-16	100-023	Human FGF-16 [E. coli]	25	170
FGF-16	101-M404	Anti-Human FGF-16 [Mouse]	100	250
FGF-17	102-P126G	Anti-Human FGF-17 [Goat]	100	235
FGF-17	102-P126	Anti-Human FGF-17 [Rabbit]	100	235
FGF-17	100-024S	Human FGF-17 [E. coli]	5	75
FGF-17	100-024	Human FGF-17 [E. coli]	25	170
FGF-17	101-M405	Anti-Human FGF-17 [Mouse]	100	250
FGF-18	100-025S	Human FGF-18 [E. coli]	5	75
FGF-18	100-025	Human FGF-18 [E. coli]	25	170
FGF-19	100-169S	Human FGF-19 [E. coli]	5	75
FGF-19	100-169	Human FGF-19 [E. coli]	25	170
FGF-19	101-M406	Anti-Human FGF-19 [Mouse]	100	250
FGF-20	100-170S	Human FGF-20 [E. coli]	3	75
FGF-20	100-170	Human FGF-20 [E. coli]	15	170
FGF-21	100-337S	Human FGF-21 [E. coli]	5	75
FGF-21	100-337	Human FGF-21 [E. coli]	25	170
FGF-22	101-M407	Anti-Human FGF-22 [Mouse]	100	250
FGF-23	100-375S	Human FGF-23 [E. coli]	5	75
FGF-23	100-375	Human FGF-23 [E. coli]	20	170
FGF-23	M10-237S	Mouse FGF-23 [E. coli]	5	75
FGF-23	M10-237	Mouse FGF-23 [E. coli]	20	170
FGF-BP	101-M414	Anti-Human FGF-BP [Mouse]	100	250
FGF-BP-1	100-442S	Human FGF-BP-1 [E. coli]	5	75
FGF-BP-1	100-442	Human FGF-BP-1 [E. coli]	25	170
FGFR-1	101-M415	Anti-Human FGFR-1 [Mouse]	100	250
FGFR-1/Fc	SFC-015	Human FGFR-1/Fc Chimera [Insect cells]	10	75
FGFR-1/Fc	SFC-016	Human FGFR-1/Fc Chimera [Insect cells]	50	235
FGFR-2	103-M180	Anti-Mouse FGFR-2 [Rat]	100	250
FGFR-2	101-M416	Anti-Human FGFR-2 [Mouse]	100	250
FGFR-2(IIIb)/Fc	SFC-041S	Human FGFR-2(IIIb)/Fc Chimera [Insect cells]	10	75
FGFR-2(IIIb)/Fc	SFC-041	Human FGFR-2(IIIb)/Fc Chimera [Insect cells]	50	235
FGFR-2(IIIc)/Fc	SFC-017	Human FGFR-2(IIIc)/Fc Chimera [Insect cells]	10	75
FGFR-2(IIIc)/Fc	SFC-018	Human FGFR-2(IIIc)/Fc Chimera [Insect cells]	50	235
FGFR-3	101-M417	Anti-Human FGFR-3 [Mouse]	100	250
FGFR-3	500-002	Anti-Human FGFR-3 neutralizing [E. coli]	100	250

Product Name	Cat.-Number	Description [Source]	Size [µg]	Price [EUR]
FGFR-3(IIIc)/Fc	SFC-019	Human FGFR-3(IIIc)/Fc Chimera [Insect cells]	10	75
FGFR-3(IIIc)/Fc	SFC-020	Human FGFR-3(IIIc)/Fc Chimera [Insect cells]	50	235
FGFR-4	101-M418	Anti-Human FGFR-4 [Mouse]	100	250
FGFR-4/Fc	SFC-021	Human FGFR-4/Fc Chimera [Insect cells]	10	75
FGFR-4/Fc	SFC-022	Human FGFR-4/Fc Chimera [Insect cells]	50	235
FGFR-5 beta	103-M382	Anti-Mouse FGFR-5 beta [Rat]	100	250
Flt-3	103-M182	Anti-Mouse Flt-3 [Rat]	100	250
Flt-3	101-M419	Anti-Human Flt-3 [Mouse]	100	250
Flt-3 Ligand	100-026S	Human Flt-3 Ligand [E. coli]	2	55
Flt-3 Ligand	100-026	Human Flt-3 Ligand [E. coli]	10	135
Flt-3 Ligand	100-026-SC	Human Flt-3 Ligand [E. coli]	50	375
Flt-3 Ligand	M10-062S	Mouse Flt-3 Ligand [E. coli]	2	75
Flt-3 Ligand	M10-062	Mouse Flt-3 Ligand [E. coli]	10	170
Flt-3 Ligand	102-P14	Anti-Human Flt-3 Ligand [Rabbit]	100	235
Flt-3 Ligand	101-M420	Anti-Human Flt-3 Ligand [Mouse]	100	250
Follistatin	100-172S	Human Follistatin [E. coli]	5	75
Follistatin	100-172	Human Follistatin [E. coli]	20	170
Follistatin	102-P227	Anti-Human Follistatin [Rabbit]	100	235
Follistatin	101-M421	Anti-Human Follistatin [Mouse]	100	250
Follistatin like-protein	100-437S	Human Follistatin like-protein 1 [CHO cells]	10	75
Follistatin like-protein	100-437	Human Follistatin like-protein 1 [CHO cells]	50	170
Follistatin like-protein	101-M422	Anti-Human Follistatin like-protein 1 [Rat]	100	250
Follistatin-like 1	103-M384	Anti-Mouse Follistatin-like 1 [Rat]	100	250
FLRG	103-M222	Anti-Mouse FLRG [Rat]	100	250
Fractalkine	102-P15	Anti-Human Fractalkine [Rabbit]	100	235
Fractalkine	100-173S	Human Fractalkine (CX3CL1) [E. coli]	5	75
Fractalkine	100-173	Human Fractalkine (CX3CL1) [E. coli]	20	170
Fractalkine	R20-046S	Rat Fractalkine (CX3CL1) [E. coli]	5	75
Fractalkine	R20-046	Rat Fractalkine (CX3CL1) [E. coli]	20	170
Frizzled-1	103-M385	Anti-Mouse Frizzled-1 [Rat]	100	250
Frizzled-2	103-M386	Anti-Mouse Frizzled-2 [Rat]	100	250
Frizzled-6	103-M387	Anti-Mouse Frizzled-6 [Rat]	100	250
Frizzled-7	103-M388	Anti-Mouse Frizzled-7 [Rat]	100	250
Frizzled-8	103-M389	Anti-Mouse Frizzled-8 [Rat]	100	250
FRP-1	S01-070S	Human FRP-1, soluble [HeLa cells]	5	75
FRP-1	S01-070	Human FRP-1, soluble [HeLa cells]	20	170
FRP-4	S01-075S	Human FRP-4, soluble [CHO cells]	5	75
FRP-4	S01-075	Human FRP-4, soluble [CHO cells]	25	170
Furin	100-143S	Human Furin [Insect cells]	2	75
Furin	100-143	Human Furin [Insect cells]	10	170
Furin	101-M423	Anti-Human Furin [Mouse]	100	250
gAcrp30	100-174S	Human gAcrp30 [E. coli]	5	75
gAcrp30	100-174	Human gAcrp30 [E. coli]	25	170
gAcrp30	M10-063S	Mouse gAcrp30 [E. coli]	5	75
gAcrp30	M10-063	Mouse gAcrp30 [E. coli]	25	170
gAcrp30	102-P129G	Anti-Human gAcrp30 [Goat]	100	235
gAcrp30 Variant	100-174aS	Human gAcrp30 Variant [E. coli]	5	75
gAcrp30 Variant	100-174a	Human gAcrp30 Variant [E. coli]	25	170
gAcrp30 Variant	102-P130	Anti-Human gAcrp30 Variant [Rabbit]	100	235
Galectin-1	103-M223	Anti-Mouse Galectin-1 [Rat]	100	250
Galectin-1	100-175S	Human Galectin-1 [E. coli]	10	75
Galectin-1	100-175	Human Galectin-1 [E. coli]	50	170
Galectin-1	400-015	Human Galectin-1 [E. coli]	50	175
Galectin-1	102-PA131AG	Anti-Human Galectin-1 [Rabbit]	50	210
Galectin-1	102-P131	Anti-Human Galectin-1 [Rabbit]	100	235
Galectin-1	102-PA131S	Anti-Human Galectin-1 [Rabbit]	100	175
Galectin-1	102-PA131	Anti-Human Galectin-1 [Rabbit]	200	290
Galectin-3	103-M224	Anti-Mouse Galectin-3 [Rat]	100	250
Galectin-3	100-176S	Human Galectin-3 [E. coli]	10	75
Galectin-3	100-176	Human Galectin-3 [E. coli]	50	170
Galectin-3	102-P228	Anti-Human Galectin-3 [Rabbit]	100	235
Galectin-3	101-M424	Anti-Human Galectin-3 [Mouse]	100	250
Galectin-4	101-M425	Anti-Human Galectin-4 [Mouse]	100	250
Galectin-7	103-M225	Anti-Mouse Galectin-7 [Rat]	100	250

Product Name	Cat.-Number	Description [Source]	Size [µg]	Price [EUR]
Galectin-8	101-M427	Anti-Human Galectin-8 [Mouse]	100	250
Gas-6	103-M226	Anti-Mouse Gas-6 [Rat]	100	250
Gas-6	101-M428	Anti-Human Gas-6 [Mouse]	100	250
GASP-1	100-090S	Human GASP-1 [CHO cells]	5	75
GASP-1	100-090	Human GASP-1 [CHO cells]	25	170
GASP-1	101-M718	Anti-human GASP-1 [Mouse]	100	250
GASP-2	101-M429	Anti-Human GASP-2 [Mouse]	100	250
GCP-2	102-P16	Anti-Human GCP-2 [Rabbit]	100	235
GCP-2 (CXCL6)	100-028S	Human GCP-2 (CXCL6) [E. coli]	5	75
GCP-2 (CXCL6)	100-028	Human GCP-2 (CXCL6) [E. coli]	20	170
G-CSF	100-029S	Human G-CSF [E. coli]	2	75
G-CSF	100-029	Human G-CSF [E. coli]	10	170
G-CSF	M10-007S	Mouse G-CSF [E. coli]	2	75
G-CSF	M10-007	Mouse G-CSF [E. coli]	10	170
G-CSF	102-P17	Anti-Human G-CSF [Rabbit]	100	235
G-CSF	103-P05	Anti-Mouse G-CSF [Rabbit]	100	235
G-CSF	R20-074S	rat G-CSF [E. coli]	2	75
G-CSF	R20-074	rat G-CSF [E. coli]	10	170
G-CSF	101-M430	Anti-Human G-CSF [Mouse]	100	250
G-CSF	103-M390	Anti-Mouse G-CSF [Rat]	100	250
G-CSF R	101-M431	Anti-Human G-CSF R [Mouse]	100	250
GDF-2	100-383S	Human GDF-2 [CHO cells]	2	75
GDF-2	100-383	Human GDF-2 [CHO cells]	10	170
GDF-3	100-179S	Human GDF-3 [E. coli]	5	75
GDF-3	100-179	Human GDF-3 [E. coli]	20	170
GDF-3	102-P229	Anti-Human GDF-3 [Rabbit]	100	235
GDF-3	103-M391	Anti-Mouse GDF-3 [Rat]	100	250
GDF-5	100-389	Human GDF-5 [E. coli]	50	180
GDF-5	103-M392	Anti-Mouse GDF-5 [Rat]	100	250
GDF-5/CDMP-1	M10-094S	Mouse GDF-5/CDMP-1 [E. coli]	10	75
GDF-5/CDMP-1	M10-094	Mouse GDF-5/CDMP-1 [E. coli]	50	170
GDF-7	100-134S	Human GDF-7 [E. coli]	2	75
GDF-7	100-134	Human GDF-7 [E. coli]	10	170
GDF-8	103-M393	Anti-Mouse GDF-8 [Rat]	100	250
GDF-10	100-390	Human GDF-10 [E. coli]	20	180
GDF-11	100-181S	Human GDF-11 [E. coli]	5	75
GDF-11	100-181	Human GDF-11 [E. coli]	20	170
GDF-15	101-M432	Anti-Human GDF-15 [Mouse]	100	250
GDF-15/MIC-1	100-338S	Human GDF-15/MIC-1 [CHO cells]	5	75
GDF-15/MIC-1	100-338	Human GDF-15/MIC-1 [CHO cells]	20	170
GDNF	100-030S	Human GDNF [E. coli]	2	75
GDNF	100-030	Human GDNF [E. coli]	10	170
GDNF	M10-116S	Mouse GDNF [E. coli]	2	75
GDNF	M10-116	Mouse GDNF [E. coli]	10	170
GDNF	R20-047S	Rat GDNF [E. coli]	2	75
GDNF	R20-047	Rat GDNF [E. coli]	10	170
GDNF	102-P18	Anti-Human GDNF [Rabbit]	100	235
Gdnf	101-M437	Anti-Human Gdnf [Mouse]	100	250
GDNF R alpha 2	101-M438	Anti-Human GDNF R alpha 2 [Mouse]	100	250
GDNF R alpha 3	101-M439	Anti-Human GDNF R alpha 3 [Mouse]	100	250
GDNF R alpha 4	101-M440	Anti-Human GDNF R alpha 4 [Mouse]	100	250
GFP	102-PA84	Anti- GFP [Rabbit]	50	120
GFR 4 alpha	103-M394	Anti-Mouse GFR 4 alpha [Rat]	100	250
GITR	103-M208	Anti-Mouse GITR [Rat]	100	250
GLP-1	100-339S	Human GLP-1 [E. coli]	200	75
GLP-1	100-339	Human GLP-1 [E. coli]	1000	170
Glu-C	100-412S	Staphylococcus Glu-C [E. coli]	50	75
Glu-C	100-412	Staphylococcus Glu-C [E. coli]	250	170
Glycophorin-A	101-M433	Anti-Human Glycophorin-A [Mouse]	100	250
GM-CSF	200-004	Human GM-CSF [E. coli]	2	55
GM-CSF	200-005	Human GM-CSF [E. coli]	10	135
GM-CSF	200-005-DC	Human GM-CSF [E. coli]	50	375
GM-CSF	400-010S	Human GM-CSF [Insect cells]	2	65
GM-CSF	400-010	Human GM-CSF [Insect cells]	5	120

Product Name	Cat.-Number	Description [Source]	Size [µg]	Price [EUR]
GM-CSF	400-011	Human GM-CSF [Insect cells]	20	320
GM-CSF	400-011-DC	Human GM-CSF [Insect cells]	50	425
GM-CSF	M30-012S	Mouse GM-CSF [E. coli]	2	55
GM-CSF	M30-012	Mouse GM-CSF [E. coli]	10	135
GM-CSF	M30-013	Mouse GM-CSF [E. coli]	50	375
GM-CSF	R20-041S	Rat GM-CSF [E. coli]	2	75
GM-CSF	R20-041	Rat GM-CSF [E. coli]	10	170
GM-CSF	103-PA06AG	Anti-Mouse GM-CSF [Rabbit]	50	210
GM-CSF	103-P06	Anti-Mouse GM-CSF [Rabbit]	100	235
GM-CSF	103-PA06S	Anti-Mouse GM-CSF [Rabbit]	100	175
GM-CSF	103-PA06	Anti-Mouse GM-CSF [Rabbit]	200	290
GM-CSF	102-P19	Anti-Human GM-CSF [Rabbit]	100	235
GM-CSF	M10-238S	Mouse GM-CSF [E. coli]	5	75
GM-CSF	M10-238	Mouse GM-CSF [E. coli]	20	170
GM-CSF	101-M434	Anti-Human GM-CSF [Mouse]	100	250
GM-CSF	103-M395	Anti-Mouse GM-CSF [Rat]	100	250
GM-CSF R alpha	101-M435	Anti-Human GM-CSF R alpha [Mouse]	100	250
GMF-beta	100-340S	Human GMF-beta [E. coli]	2	75
GMF-beta	100-340	Human GMF-beta [E. coli]	10	170
GMF-beta	101-M436	Anti-Human GMF-beta [Mouse]	100	250
gp-130	101-M441	Anti-Human gp-130 [Mouse]	100	250
gp-130	103-M483	Anti-Mouse gp-130 [Rat]	100	250
GPR15L	100-444S	Human GPR15L [E. coli]	5	75
GPR15L	100-444	Human GPR15L [E. coli]	25	170
Granzyme B	M10-117S	Mouse Granzyme B [Insect cells]	2	75
Granzyme B	M10-117	Mouse Granzyme B [Insect cells]	10	170
Granzyme B	103-M484	Anti-Mouse Granzyme B [Rat]	100	250
Granzyme D	103-M396	Anti-Mouse Granzyme D [Rat]	100	250
Granzyme G	103-M397	Anti-Mouse Granzyme G [Rat]	100	250
Granzyme H	101-M442	Anti-Human Granzyme H [Mouse]	100	250
Gremlin-1	200-070	Human Gremlin-1 [E. coli]	50	170
Gremlin-1	M30-025	Mouse Gremlin-1 [E. coli]	50	170
Gremlin-1	102-PA46S	Anti-Human Gremlin-1 [Rabbit]	100	175
Gremlin-1	102-PA46	Anti-Human Gremlin-1 [Rabbit]	200	290
Gremlin-1	103-PA46S	Anti-Mouse Gremlin-1 [Rabbit]	100	175
Gremlin-1	103-PA46	Anti-Mouse Gremlin-1 [Rabbit]	200	290
GRO/KC (CXCL1)	R20-003S	Rat GRO/KC (CXCL1) [E. coli]	5	75
GRO/KC (CXCL1)	R20-003	Rat GRO/KC (CXCL1) [E. coli]	25	170
GRO/MGSA	102-P20	Anti-Human GRO/MGSA [Rabbit]	100	235
GRO-alpha/MGSA	100-031S	Human GRO-alpha/MGSA (CXCL1) [E. coli]	5	75
GRO-alpha/MGSA	100-031	Human GRO-alpha/MGSA (CXCL1) [E. coli]	25	170
GRO-beta	102-P21	Anti-Human GRO-beta [Rabbit]	100	235
GRO-beta (CXCL2)	100-032S	Human GRO-beta (CXCL2) [E. coli]	2	75
GRO-beta (CXCL2)	100-032	Human GRO-beta (CXCL2) [E. coli]	10	170
GRO-beta/KC	104-P20	Anti-Rat GRO-beta/KC [Rabbit]	100	235
GRO-beta/MIP-2	R20-002S	Rat GRO-beta/MIP-2 [E. coli]	5	75
GRO-beta/MIP-2	R20-002	Rat GRO-beta/MIP-2 [E. coli]	25	170
GRO-beta/MIP-2	104-P02	Anti-Rat GRO-beta/MIP-2 [Rabbit]	100	235
GRO-gamma	102-P22	Anti-Human GRO-gamma [Rabbit]	100	235
GRO-gamma (CXCL3)	100-033S	Human GRO-gamma (CXCL3) [E. coli]	2	75
GRO-gamma (CXCL3)	100-033	Human GRO-gamma (CXCL3) [E. coli]	10	170
Growth Hormone	100-076S	Human Growth Hormone [E. coli]	10	75
Growth Hormone	100-076	Human Growth Hormone [E. coli]	50	170
Growth Hormone	101-M443	Anti-Human Growth Hormone [Mouse]	100	250
Growth Hormone R	101-M444	Anti-Human Growth Hormone R [Mouse]	100	250
GST	102-PA83	Anti- GST [Rabbit]	50	120
H60	103-M398	Anti-Mouse H60 [Rat]	100	250
HAI-1	101-M445	Anti-Human HAI-1 [Mouse]	100	250
HAI-1	103-M229	Anti-Mouse HAI-1 [Rat]	100	250
HAI-2	101-M446	Anti-Human HAI-2 [Mouse]	100	250
HAI-2	103-M230	Anti-Mouse HAI-2 [Rat]	100	250
HB-EGF	100-185S	Human HB-EGF [E. coli]	10	75
HB-EGF	100-185	Human HB-EGF [E. coli]	50	170
HB-EGF	101-M447	Anti-Human HB-EGF [Mouse]	100	250

Product Name	Cat.-Number	Description [Source]	Size [µg]	Price [EUR]
HCC-1	100-034S	Human HCC-1 [E. coli]	2	75
HCC-1	100-034	Human HCC-1 [E. coli]	10	170
HCC-1	102-P230	Anti-Human HCC-1 [Rabbit]	100	235
HIP	103-M231	Anti-Mouse HIP [Rat]	100	250
Hepassocin	101-M448	Anti-Human Hepassocin [Mouse]	100	250
HRP-1	103-M233	Anti-Mouse HRP-1 [Rat]	100	250
Heregulin beta-1	100-187S	Human Heregulin beta-1 [E. coli]	10	75
Heregulin beta-1	100-187	Human Heregulin beta-1 [E. coli]	50	170
HGF	300-010	Human HGF [Insect cells]	5	90
HGF	300-011	Human HGF [Insect cells]	25	350
HGF	M10-093S	Mouse HGF [Insect cells]	5	75
HGF	M10-093	Mouse HGF [Insect cells]	20	170
HGF	102-PA62AG	Anti-Human HGF [Rabbit]	50	210
HGF	102-PA62S	Anti-Human HGF [Rabbit]	100	175
HGF	102-PA62	Anti-Human HGF [Rabbit]	200	290
HGF	101-M449	Anti-Human HGF [Mouse]	100	250
HGF-R	103-M184	Anti-Mouse HGF-R [Rat]	100	250
HGF-R	101-M450	Anti-Human HGF-R [Mouse]	100	250
His-lysate	LYS-001	His-lysate [E. coli]	250	80
His-tag	102-PA80	Anti- His-tag [Rabbit]	50	120
HM74A	101-M451	Anti-Human HM74A [Rat]	100	250
HMGB1	101-M452	Anti-Human HMGB1 [Mouse]	100	250
HPRG	100-439S	Human HPRG [CHO cells]	5	75
HPRG	100-439	Human HPRG [CHO cells]	25	170
HPRG	103-M232	Anti-Mouse HPRG [Rat]	100	250
HPRG	101-M453	Anti-Human HPRG [Mouse]	100	250
HVEM-Fc	SFC-040S	Human HVEM-Fc [Insect cells]	20	75
HVEM-Fc	SFC-040	Human HVEM-Fc [Insect cells]	100	170
I-309	102-P24	Anti-Human I-309 [Rabbit]	100	235
I-309	100-035S	Human I-309 (CCL1) [E. coli]	2	75
I-309	100-035	Human I-309 (CCL1) [E. coli]	10	170
ICAM-1	100-341S	Human ICAM-1 [CHO cells]	10	75
ICAM-1	100-341	Human ICAM-1 [CHO cells]	50	170
ICAM-1	101-M97	Anti-Human ICAM-1 [Mouse]	100	250
ICAM-1	103-M97	Anti-Mouse ICAM-1 [Rat]	100	250
ICAM-3	101-M145	Anti-Human ICAM-3 (CD50) [Mouse]	100	250
ICAM-5	103-M399	Anti-Mouse ICAM-5 [Rat]	100	250
ICOS Fc	S01-073S	Human ICOS Fc [CHO cells]	10	75
ICOS Fc	S01-073	Human ICOS Fc [CHO cells]	50	170
IFN alpha/beta R1	101-M512	Anti-Human IFN alpha/beta R1 [Mouse]	100	250
IFN-alpha	101-M02	Anti-Human IFN-alpha [Mouse]	500	250
IFN-beta	100-191S	Human IFN-beta [CHO cells]	5	75
IFN-beta	100-191	Human IFN-beta [CHO cells]	20	170
IFN-beta	102-P26	Anti-Human IFN-beta [Rabbit]	100	235
IFN-beta 1b	100-037	Human IFN-beta 1b [E. coli]	10	180
IFN-gamma	101-M169	Anti-Human IFN-gamma [Mouse]	500	250
IFN-gamma	100-039S	Human IFN-gamma [E. coli]	20	75
IFN-gamma	100-039	Human IFN-gamma [E. coli]	100	170
IFN-gamma	M10-010S	Mouse IFN-gamma [E. coli]	20	75
IFN-gamma	M10-010	Mouse IFN-gamma [E. coli]	100	170
IFN-gamma	R20-004S	Rat IFN-gamma [E. coli]	20	75
IFN-gamma	R20-004	Rat IFN-gamma [E. coli]	100	170
IFN-gamma	102-P27	Anti-Human IFN-gamma [Rabbit]	100	235
IFN-gamma	103-P07	Anti-Mouse IFN-gamma [Rabbit]	100	235
IFN-gamma	104-P03G	Anti-Rat IFN-gamma [Goat]	100	235
IFN-gamma R1	101-M513	Anti-Human IFN-gamma Receptor 1 [Mouse]	100	250
IFN-gamma R1	103-M234	Anti-Mouse IFN-gamma Receptor-1 [Rat]	100	250
IFN-gamma R2	103-M401	Anti-Mouse IFN-gamma R2 [A. hamster]	100	250
IFN-lambda1 (IL-29)	100-193S	Human IFN-lambda1 (IL-29) [E. coli]	5	75
IFN-lambda1 (IL-29)	100-193	Human IFN-lambda1 (IL-29) [E. coli]	20	170
IFN-lambda2	M10-068S	Mouse IFN-lambda2 [E. coli]	5	75
IFN-lambda2	M10-068	Mouse IFN-lambda2 [E. coli]	20	170
IFN-lambda2	102-P231	Anti-Human IFN-lambda2 [Rabbit]	100	235
IFN-lambda2 (IL-28A)	100-194S	Human IFN-lambda2 (IL-28A) [E. coli]	5	75

Product Name	Cat.-Number	Description [Source]	Size [µg]	Price [EUR]
IFN-lambda2 (IL-28A)	100-194	Human IFN-lambda2 (IL-28A) [E. coli]	20	170
IFN-omega	100-384S	Human IFN-omega [E. coli]	20	75
IFN-omega	100-384	Human IFN-omega [E. coli]	100	170
IGF-1	103-M240	Anti-Mouse IGF-1 [Hamster]	100	250
IGF-1	100-040S	Human IGF-1 [E. coli]	100	75
IGF-1	100-040	Human IGF-1 [E. coli]	500	170
IGF-1	M10-011S	Mouse IGF-1 [E. coli]	10	75
IGF-1	M10-011	Mouse IGF-1 [E. coli]	50	170
IGF-1	102-P28	Anti-Human IGF-1 [Rabbit]	100	235
IGF-1	103-P08G	Anti-Mouse IGF-1 [Goat]	100	235
IGF-1	101-M454	Anti-Human IGF-1 [Mouse]	100	250
IGF-1 LR3	100-077S	Human IGF-1 LR3 [E. coli]	200	75
IGF-1 LR3	100-077	Human IGF-1 LR3 [E. coli]	1000	170
IGF-1 Receptor	101-M455	Anti-Human IGF-1 Receptor [Mouse]	100	250
IGF-2	103-M241	Anti-Mouse IGF-2 [Rat]	100	250
IGF-2	100-041S	Human IGF-2 [E. coli]	10	75
IGF-2	100-041	Human IGF-2 [E. coli]	50	170
IGF-2	102-P29	Anti-Human IGF-2 [Rabbit]	100	235
IGF-2	101-M456	Anti-Human IGF-2 [Mouse]	100	250
IGF-BP1	103-M235	Anti-Mouse IGF-BP1 [Rat]	100	250
IGF-BP1	100-197S	Human IGF-BP1 [E. coli]	5	75
IGF-BP1	100-197	Human IGF-BP1 [E. coli]	25	170
IGF-BP1	101-M457	Anti-Human IGF-BP1 [Mouse]	100	250
IGF-BP2	103-M236	Anti-Mouse IGF-BP2 [Rat]	100	250
IGF-BP2	100-198S	Human IGF-BP2 [Insect cells]	5	75
IGF-BP2	100-198	Human IGF-BP2 [Insect cells]	20	170
IGF-BP2	101-M458	Anti-Human IGF-BP2 [Mouse]	100	250
IGF-BP3	103-M237	Anti-Mouse IGF-BP3 [Rat]	100	250
IGF-BP3	100-199S	Human IGF-BP3 [E. coli]	5	75
IGF-BP3	100-199	Human IGF-BP3 [E. coli]	25	170
IGF-BP3	102-P144	Anti-Human IGF-BP3 [Rabbit]	100	235
IGF-BP3	101-M459	Anti-Human IGF-BP3 [Mouse]	100	250
IGF-BP4	100-200S	Human IGF-BP4 [Insect cells]	5	75
IGF-BP4	100-200	Human IGF-BP4 [Insect cells]	20	170
IGF-BP4	101-M460	Anti-Human IGF-BP4 [Mouse]	100	250
IGF-BP5	103-M238	Anti-Mouse IGF-BP5 [Rat]	100	250
IGF-BP5	100-201S	Human IGF-BP5 [E. coli]	5	75
IGF-BP5	100-201	Human IGF-BP5 [E. coli]	25	170
IGF-BP5	102-P232	Anti-Human IGF-BP5 [Rabbit]	100	235
IGF-BP5	101-M461	Anti-Human IGF-BP5 [Mouse]	100	250
IGF-BP6	103-M239	Anti-Mouse IGF-BP6 [Rat]	100	250
IGF-BP6	100-377S	Human IGF-BP6 [Insect cells]	5	75
IGF-BP6	100-377	Human IGF-BP6 [Insect cells]	20	170
IGF-BP6	101-M462	Anti-Human IGF-BP6 [Mouse]	100	250
IGF-BP7	100-203S	Human IGF-BP7 [E. coli]	5	75
IGF-BP7	100-203	Human IGF-BP7 [E. coli]	25	170
IGF-BP7	102-P233	Anti-Human IGF-BP7 [Rabbit]	100	235
IGF-BP7	101-M463	Anti-Human IGF-BP7 [Mouse]	100	250
IgG	IgG-008	goat IgG [goat]	1000	65
IgG	IgG-009	mouse IgG [Mouse]	250	65
IgG	IgG-010	rabbit IgG [Rabbit]	500	55
IgG1	IgG-001	Mouse IgG1 [Normal]	1000	450
IgG1	IgG-005	Rat IgG1 [Normal]	1000	450
IgG2a	IgG-002	Mouse IgG2a [Normal]	1000	450
IgG2a	IgG-006	Rat IgG2a [Normal]	1000	450
IgG2b	IgG-003	Mouse IgG2b [Normal]	1000	450
IgG2b	IgG-007	Rat IgG2b [Normal]	1000	450
IgM	IgG-004	Mouse IgM [Normal]	1000	450
IL-1 alpha	100-042S	Human IL-1 alpha [E. coli]	2	75
IL-1 alpha	100-042	Human IL-1 alpha [E. coli]	10	170
IL-1 alpha	M10-012S	Mouse IL-1 alpha [E. coli]	2	75
IL-1 alpha	M10-012	Mouse IL-1 alpha [E. coli]	10	170
IL-1 alpha	R20-024S	Rat IL-1 alpha [E. coli]	2	75
IL-1 alpha	R20-024	Rat IL-1 alpha [E. coli]	10	170

Product Name	Cat.-Number	Description [Source]	Size [µg]	Price [EUR]
IL-1 alpha	102-P30	Anti-Human IL-1 alpha [Rabbit]	100	235
IL-1 alpha	103-P10	Anti-Mouse IL-1 alpha [Rabbit]	100	235
IL-1 alpha	104-P22	Anti-Rat IL-1 alpha [Rabbit]	100	235
IL-1 alpha	101-M464	Anti-Human IL-1 alpha [Mouse]	100	250
IL-1 alpha	103-M402	Anti-Mouse IL-1 alpha [Armenian hamster]	100	250
IL-1 beta	400-001	Human IL-1 beta [E. coli]	2	55
IL-1 beta	400-002	Human IL-1 beta [E. coli]	10	135
IL-1 beta	400-002-DC	Human IL-1 beta [E. coli]	50	395
IL-1 beta	M10-013S	Mouse IL-1 beta [E. coli]	2	75
IL-1 beta	M10-013	Mouse IL-1 beta [E. coli]	10	170
IL-1 beta	R20-005S	Rat IL-1 beta [E. coli]	2	75
IL-1 beta	R20-005	Rat IL-1 beta [E. coli]	10	170
IL-1 beta	102-P08G	Anti-Human IL-1 beta [Goat]	100	235
IL-1 beta	103-P11	Anti-Mouse IL-1 beta [Rabbit]	100	235
IL-1 beta	104-P04	Anti-Rat IL-1 beta [Rabbit]	100	235
IL-1 beta	101-M465	Anti-Human IL-1 beta [Mouse]	100	250
IL-1 beta	103-M403	Anti-Mouse IL-1 beta [Rat]	100	250
IL-1 R1	103-M136	Anti-Mouse IL-1 R1 [Rat]	100	250
IL-1 R1	101-M466	Anti-Human IL-1 R1 [Mouse]	100	250
IL-1 R2	103-M138	Anti-Mouse IL-1 R2 [Rat]	100	250
IL-1 R2	101-M467	Anti-Human IL-1 R2 [Mouse]	100	250
IL-1 R4	103-M272	Anti-Mouse IL-1 R4 [Rat]	100	250
IL-1 R8	101-M469	Anti-Human IL-1 R8 [Mouse]	100	250
IL-1 R antagonist	101-M501	Anti-Human IL-1 receptor antagonist [Rat]	100	250
IL-1 R antagonist	103-M413	Anti-Mouse IL-1 receptor antagonist [Rat]	100	250
IL-1 R antagonist	100-043S	Human IL-1 receptor antagonist (IRAP) [E. coli]	20	75
IL-1 R antagonist	100-043	Human IL-1 receptor antagonist (IRAP) [E. coli]	100	170
IL-1 R antagonist	S01-061S	Human IL-1 R antagonist [HEK 293 cells]	5	75
IL-1 R antagonist	S01-061	Human IL-1 R antagonist [HEK 293 cells]	20	170
IL-1F5	101-M496	Anti-Human IL-1F5 [Mouse]	100	250
IL-1F6	101-M497	Anti-Human IL-1F6 [Mouse]	100	250
IL-1F7	101-M498	Anti-Human IL-1F7 [Mouse]	100	250
IL-1F8	101-M499	Anti-Human IL-1F8 [Mouse]	100	250
IL-1F9	101-M500	Anti-Human IL-1F9 [Rat]	100	250
IL-2	101-M04	Anti-Human IL-2 [Mouse]	500	250
IL-2	200-009	Human IL-2 [E. coli]	10	65
IL-2	200-010	Human IL-2 [E. coli]	50	160
IL-2	M10-014S	Mouse IL-2 [E. coli]	5	75
IL-2	M10-014	Mouse IL-2 [E. coli]	20	170
IL-2	R20-026S	Rat IL-2 [E. coli]	5	75
IL-2	R20-026	Rat IL-2 [E. coli]	20	170
IL-2	103-P12	Anti-Mouse IL-2 [Rabbit]	100	235
IL-2	104-P14	Anti-Rat IL-2 [Rabbit]	100	235
IL-2	102-P148G	Anti-Human IL-2 [Goat]	100	235
IL-2	102-P32	Anti-Human IL-2 [Rabbit]	100	235
IL-2	101-M502	Anti-Human IL-2 [Mouse]	100	250
IL-2	103-M414	Anti-Mouse IL-2 [Rat]	100	250
IL-2 R alpha	101-M710	Anti-Human IL-2 receptor alpha [Mouse]	100	250
IL-2 R alpha	102-P47	Anti-human IL-2 receptor alpha [Rabbit]	100	235
IL-2 R alpha	S01-032S	Human IL-2 receptor alpha [CHO cells]	5	75
IL-2 R alpha	S01-032	Human IL-2 receptor alpha [CHO cells]	25	170
IL-2 R beta	103-M248	Anti-Mouse IL-2 receptor beta [Rat]	100	250
IL-2 R beta	101-M711	Anti-Human IL-2 receptor beta [Mouse]	100	250
IL-2 R	101-M165	Anti-Human IL-2 receptor, soluble [Mouse]	500	250
IL-3	200-015	Human IL-3 [E. coli]	2	55
IL-3	200-016	Human IL-3 [E. coli]	10	135
IL-3	200-015-SC	Human IL-3 [E. coli]	50	290
IL-3	M10-015S	Mouse IL-3 [E. coli]	2	75
IL-3	M10-015	Mouse IL-3 [E. coli]	10	170
IL-3	103-P13	Anti-Mouse IL-3 [Rabbit]	100	235
IL-3	102-P33	Anti-Human IL-3 [Rabbit]	100	235
IL-3	103-M420	Anti-Mouse IL-3 [Rat]	100	250
IL-3	101-M712	Anti-Human IL-3 [Mouse]	100	250
IL-3 beta	R20-006S	Rat IL-3 beta [E. coli]	5	75

Product Name	Cat.-Number	Description [Source]	Size [µg]	Price [EUR]
IL-3 beta	R20-006	Rat IL-3 beta [E. coli]	20	170
IL-3 beta	104-P24G	Anti-Rat IL-3 beta [Goat]	100	235
IL-3 R alpha	103-M252	Anti-Mouse IL-3 receptor alpha [Rat]	100	250
IL-3 R alpha	101-M719	Anti-Human IL-3 receptor alpha [Mouse]	100	250
IL-3 R beta	103-M253	Anti-Mouse IL-3 receptor beta [Rat]	100	250
IL-4	101-M05	Anti-Human IL-4 [Mouse]	500	250
IL-4	200-021	Human IL-4 [E. coli]	2	55
IL-4	200-022	Human IL-4 [E. coli]	10	95
IL-4	200-023-DC	Human IL-4 [E. coli]	50	290
IL-4	M10-016S	Mouse IL-4 [E. coli]	5	75
IL-4	M10-016	Mouse IL-4 [E. coli]	20	170
IL-4	R20-007S	Rat IL-4 [E. coli]	5	75
IL-4	R20-007	Rat IL-4 [E. coli]	20	170
IL-4	103-P14	Anti-Mouse IL-4 [Rabbit]	100	235
IL-4	104-P05	Anti-Rat IL-4 [Rabbit]	100	235
IL-4	102-P34	Anti-Human IL-4 [Rabbit]	100	235
IL-4	101-M508	Anti-Human IL-4 [Mouse]	100	250
IL-4	103-M422	Anti-Mouse IL-4 [Rat]	100	250
IL-4 R alpha	103-M254	Anti-Mouse IL-4 receptor alpha [Rat]	100	250
IL-4 R alpha	S01-029S	Human IL-4 R alpha (CD124), [CHO cells]	5	75
IL-4 R alpha	S01-029	Human IL-4 R alpha (CD124), [CHO cells]	20	170
IL-4 R alpha	102-P106	Anti-Human IL-4 R alpha [Rabbit]	100	235
IL-5	100-044S	Human IL-5 [E. coli]	2	75
IL-5	100-044	Human IL-5 [E. coli]	10	170
IL-5	M10-046S	Mouse IL-5 [E. coli]	5	75
IL-5	M10-046	Mouse IL-5 [E. coli]	25	170
IL-5	R20-048S	Rat IL-5 [E. coli]	2	75
IL-5	R20-048	Rat IL-5 [E. coli]	10	170
IL-5	102-P35	Anti-Human IL-5 [Rabbit]	100	235
IL-5	103-M423	Anti-Mouse IL-5 [Rat]	100	250
IL-6	101-M06	Anti-Human IL-6 [Mouse]	500	250
IL-6	200-030	Human IL-6 [E. coli]	5	55
IL-6	200-031	Human IL-6 [E. coli]	20	155
IL-6	200-030-DC	Human IL-6 [E. coli]	50	290
IL-6	M10-017S	Mouse IL-6 [E. coli]	2	75
IL-6	M10-017	Mouse IL-6 [E. coli]	10	170
IL-6	R20-008S	Rat IL-6 [E. coli]	2	75
IL-6	R20-008	Rat IL-6 [E. coli]	10	170
IL-6	103-P15	Anti-Mouse IL-6 [Rabbit]	100	235
IL-6	104-P27G	Anti-Rat IL-6 [Goat]	100	235
IL-6	104-P06	Anti-Rat IL-6 [Rabbit]	100	235
IL-6	102-P153G	Anti-Human IL-6 [Goat]	100	235
IL-6	102-P36	Anti-Human IL-6 [Rabbit]	100	235
IL-6	103-M424	Anti-Mouse IL-6 [Rat]	100	250
IL-6 receptor	103-M255	Anti-Mouse IL-6 receptor [Rat]	100	250
IL-6 R alpha	S01-045S	Human IL-6 receptor alpha [CHO cells]	5	75
IL-6 R alpha	S01-045	Human IL-6 receptor alpha [CHO cells]	20	170
IL-7	101-M07	Anti-Human IL-7 [Mouse]	500	250
IL-7	100-045S	Human IL-7 [E. coli]	2	75
IL-7	100-045	Human IL-7 [E. coli]	10	170
IL-7	M10-018S	Mouse IL-7 [E. coli]	2	75
IL-7	M10-018	Mouse IL-7 [E. coli]	10	170
IL-7	R20-029S	Rat IL-7 [E. coli]	2	75
IL-7	R20-029	Rat IL-7 [E. coli]	10	170
IL-7	103-P16	Anti-Mouse IL-7 [Rabbit]	100	235
IL-7	102-P37	Anti-Human IL-7 [Rabbit]	100	235
IL-7	103-M425	Anti-Mouse IL-7 [Rat]	100	250
IL-7	101-M713	Anti-Human IL-7 [Mouse]	100	250
IL-7 R alpha	101-M509	Anti-Human IL-7 receptor alpha [Mouse]	100	250
IL-7 R alpha	103-M426	Anti-Mouse IL-7 receptor alpha [Rat]	100	250
IL-8	101-M08	Anti-Human IL-8 [Mouse]	500	250
IL-8	102-P38	Anti-Human IL-8 [Rabbit]	100	235
IL-8 (72aa)	100-046S	Human IL-8 (72aa) (CXCL8) [E. coli]	5	75
IL-8 (72aa)	100-046	Human IL-8 (72aa) (CXCL8) [E. coli]	25	170

Product Name	Cat.-Number	Description [Source]	Size [µg]	Price [EUR]
IL-8 (77aa)	100-047S	Human IL-8 (77aa) [E. coli]	5	75
IL-8 (77aa)	100-047	Human IL-8 (77aa) [E. coli]	25	170
IL-9	100-217S	Human IL-9 [E. coli]	2	75
IL-9	100-217	Human IL-9 [E. coli]	10	170
IL-9	M10-069S	Mouse IL-9 [E. coli]	2	75
IL-9	M10-069	Mouse IL-9 [E. coli]	10	170
IL-9	R20-055S	Rat IL-9 [E. coli]	2	75
IL-9	R20-055	Rat IL-9 [E. coli]	10	170
IL-9	103-P57	Anti-Mouse IL-9 [Rabbit]	100	235
IL-9	102-P155	Anti-Human IL-9 [Rabbit]	100	235
IL-9	103-M427	Anti-Mouse IL-9 [Rat]	100	250
IL-9 receptor	103-M256	Anti-Mouse IL-9 receptor [Rat]	100	250
IL-9 receptor	101-M510	Anti-Human IL-9 receptor [Mouse]	100	250
IL-10	103-M202	Anti-Mouse IL-10 [Rat]	500	250
IL-10	102-P40	Anti-Human IL-10 [Rabbit]	100	235
IL-10	100-049S	Human IL-10 [E. coli]	2	75
IL-10	100-049	Human IL-10 [E. coli]	10	170
IL-10	M10-020S	Mouse IL-10 [E. coli]	2	75
IL-10	M10-020	Mouse IL-10 [E. coli]	10	170
IL-10	R20-009S	Rat IL-10 [E. coli]	2	75
IL-10	R20-009	Rat IL-10 [E. coli]	10	170
IL-10	103-P18	Anti-Mouse IL-10 [Rabbit]	100	235
IL-10	104-P07	Anti-Rat IL-10 [Rabbit]	100	235
IL-10	101-M471	Anti-Human IL-10 [Mouse]	100	250
IL-10	103-M404	Anti-Mouse IL-10 [Rat]	100	250
IL-10 R alpha	103-M242	Anti-Mouse IL-10 receptor alpha [Hamster]	100	250
IL-10 R alpha	101-M472	Anti-Human IL-10 receptor alpha [Mouse]	100	250
IL-10 R beta	101-M473	Anti-Human IL-10 receptor beta [Mouse]	100	250
IL-11	102-P41	Anti-Human IL-11 [Rabbit]	100	235
IL-11	100-050S	Human IL-11 [E. coli]	2	75
IL-11	100-050	Human IL-11 [E. coli]	10	170
IL-11	M10-118S	Mouse IL-11 [E. coli]	2	75
IL-11	M10-118	Mouse IL-11 [E. coli]	10	170
IL-11	101-M474	Anti-Human IL-11 [Mouse]	100	250
IL-11	103-M405	Anti-Mouse IL-11 [Rat]	100	250
IL-11	101-M87	Anti-Human IL-11 [Mouse]	500	250
IL-12	103-M23	Anti-Mouse IL-12 [Rat]	500	250
IL-12	102-P42G	Anti-Human IL-12 [Goat]	100	235
IL-12	100-051S	Human IL-12 [CHO cells]	2	75
IL-12	100-051	Human IL-12 [CHO cells]	10	170
IL-12	M10-021S	Mouse IL-12 [CHO cells]	2	75
IL-12	M10-021	Mouse IL-12 [CHO cells]	10	170
IL-12	103-P19G	Anti-Mouse IL-12 [Goat]	100	235
IL-12	101-M475	Anti-Human IL-12 [Mouse]	100	250
IL-12	103-M406	Anti-Mouse IL-12 [Rat]	100	250
IL-12	101-M72	Anti-Human IL-12 [Mouse]	500	250
IL-12 R beta1	101-M476	Anti-Human IL-12 receptor beta1 [Mouse]	100	250
IL-12p40	100-311S	Human IL-12p40 [CHO cells]	2	75
IL-12p40	100-311	Human IL-12p40 [CHO cells]	10	170
IL-12p70	100-027S	Human IL-12p70 [CHO cells]	2	75
IL-12p70	100-027	Human IL-12p70 [CHO cells]	10	170
IL-12p70	100-440S	Human IL-12p70 [HEK 293 cells]	2	75
IL-12p70	100-440	Human IL-12p70 [HEK 293 cells]	10	170
IL-12p80	100-381S	Human IL-12p80 [Insect cells]	2	75
IL-12p80	100-381	Human IL-12p80 [Insect cells]	10	170
IL-13	100-052S	Human IL-13 [E. coli]	2	75
IL-13	100-052	Human IL-13 [E. coli]	10	170
IL-13	M10-071S	Mouse IL-13 [E. coli]	2	75
IL-13	M10-071	Mouse IL-13 [E. coli]	10	170
IL-13	102-P43	Anti-Human IL-13 [Rabbit]	100	235
IL-13	103-P60	Anti-Mouse IL-13 [Rabbit]	100	235
IL-13	101-M477	Anti-Human IL-13 [Mouse]	100	250
IL-13	103-M408	Anti-Mouse IL-13 [Rat]	100	250
IL-13 (109aa)	R20-031S	Rat IL-13 (109aa) [E. coli]	2	75

Product Name	Cat.-Number	Description [Source]	Size [µg]	Price [EUR]
IL-13 (109aa)	R20-031	Rat IL-13 (109aa) [E. coli]	10	170
IL-13 (113aa)	R20-049S	Rat IL-13 (113aa) [E. coli]	2	75
IL-13 (113aa)	R20-049	Rat IL-13 (113aa) [E. coli]	10	170
IL-13 R alpha	101-M478	Anti-Human IL-13 receptor alpha [Mouse]	100	250
IL-13 R alpha 2	101-M479	Anti-Human IL-13 receptor alpha 2 [Mouse]	100	250
IL-13 Variant	100-343S	Human IL-13 Variant [E. coli]	2	75
IL-13 Variant	100-343	Human IL-13 Variant [E. coli]	10	170
IL-15	101-M10	Anti-Human IL-15 [Mouse]	500	250
IL-15	102-P44	Anti-Human IL-15 [Rabbit]	100	235
IL-15	100-053S	Human IL-15 [E. coli]	2	75
IL-15	100-053	Human IL-15 [E. coli]	10	170
IL-15	M10-022S	Mouse IL-15 [E. coli]	2	75
IL-15	M10-022	Mouse IL-15 [E. coli]	10	170
IL-15	R20-032S	Rat IL-15 [E. coli]	2	75
IL-15	R20-032	Rat IL-15 [E. coli]	10	170
IL-15	103-P75	Anti-Mouse IL-15 [Rabbit]	100	235
IL-15	101-M480	Anti-Human IL-15 [Mouse]	100	250
IL-15	103-M409	Anti-Mouse IL-15 [Rat]	100	250
IL-15 R alpha	103-M244	Anti-Mouse IL-15 receptor alpha [Rat]	100	250
IL-15 R alpha	103-M25	Anti-Mouse IL-15 receptor alpha [Rat]	100	250
IL-15 R alpha	101-M481	Anti-Human IL-15 receptor alpha [Mouse]	100	250
IL-16	102-P45	Anti-Human IL-16 [Rabbit]	100	235
IL-16	101-M482	Anti-Human IL-16 [Mouse]	100	250
IL-16	103-M410	Anti-Mouse IL-16 [Rat]	100	250
IL-16 (121 aa)	100-054S	Human IL-16 (121 aa) [E. coli]	2	75
IL-16 (121 aa)	100-054	Human IL-16 (121 aa) [E. coli]	10	170
IL-16 (130 aa)	100-344S	Human IL-16 (130 aa) [E. coli]	2	75
IL-16 (130 aa)	100-344	Human IL-16 (130 aa) [E. coli]	10	170
IL-17	101-M483	Anti-Human IL-17 [Mouse]	100	250
IL-17	103-M411	Anti-Mouse IL-17 [Rat]	100	250
IL-17 receptor	103-M245	Anti-Mouse IL-17 receptor [Rat]	100	250
IL-17 receptor	101-M484	Anti-Human IL-17 receptor [Mouse]	100	250
IL-17A	102-P162G	Anti-Human IL-17A [Goat]	100	235
IL-17A	102-P46	Anti-Human IL-17A [Rabbit]	100	235
IL-17A	100-055S	Human IL-17A [E. coli]	5	75
IL-17A	100-055	Human IL-17A [E. coli]	25	170
IL-17A	M10-239S	Mouse IL-17A [E. coli]	5	75
IL-17A	M10-239	Mouse IL-17A [E. coli]	25	170
IL-17A	103-P76	Anti-Mouse IL-17A [Rabbit]	100	235
IL-17B	102-P164	Anti-Human IL-17B [Rabbit]	100	235
IL-17B	100-225S	Human IL-17B [E. coli]	5	75
IL-17B	100-225	Human IL-17B [E. coli]	25	170
IL-17B	101-M485	Anti-Human IL-17B [Mouse]	100	250
IL-17B receptor	103-M246	Anti-Mouse IL-17B receptor [Rat]	100	250
IL-17B receptor	101-M486	Anti-Human IL-17B receptor [Mouse]	100	250
IL-17C	101-M487	Anti-Human IL-17C [Mouse]	100	250
IL-17D	100-226S	Human IL-17D [E. coli]	5	75
IL-17D	100-226	Human IL-17D [E. coli]	25	170
IL-17E	102-P163	Anti-Human IL-17E [Rabbit]	100	235
IL-17E	100-227S	Human IL-17E [E. coli]	5	75
IL-17E	100-227	Human IL-17E [E. coli]	25	170
IL-17E	101-M489	Anti-Human IL-17E [Mouse]	100	250
IL-17E	103-M412	Anti-Mouse IL-17E [Rat]	100	250
IL-17F	102-P234	Anti-Human IL-17F [Rabbit]	100	235
IL-17F	100-228S	Human IL-17F [E. coli]	5	75
IL-17F	100-228	Human IL-17F [E. coli]	25	170
IL-17F	M10-240S	Mouse IL-17F [E. coli]	5	75
IL-17F	M10-240	Mouse IL-17F [E. coli]	25	170
IL-17F	101-M490	Anti-Human IL-17F [Mouse]	100	250
IL-18 BP	103-P47G	Anti-Mouse IL-18 BP [Goat]	100	235
IL-18 Bpa	101-M492	Anti-Human IL-18 Bpa [Mouse]	100	250
IL-18 receptor	103-M247	Anti-Mouse IL-18 receptor [Rat]	100	250
IL-18 R alpha	101-M493	Anti-Human IL-18 receptor alpha [Mouse]	100	250
IL-18 R beta	101-M494	Anti-Human IL-18 receptor beta [Mouse]	100	250

Product Name	Cat.-Number	Description [Source]	Size [µg]	Price [EUR]
IL-19	102-P235	Anti-Human IL-19 [Rabbit]	100	235
IL-19	100-229S	Human IL-19 [E. coli]	2	75
IL-19	100-229	Human IL-19 [E. coli]	10	170
IL-19	101-M495	Anti-Human IL-19 [Mouse]	100	250
IL-20	102-P165G	Anti-Human IL-20 [Goat]	100	235
IL-20	100-230S	Human IL-20 [E. coli]	2	75
IL-20	100-230	Human IL-20 [E. coli]	10	170
IL-20	101-M503	Anti-Human IL-20 [Mouse]	100	250
IL-20	103-M415	Anti-Mouse IL-20 [Rat]	100	250
IL-20 R alpha	103-M249	Anti-Mouse IL-20 receptor alpha [Rat]	100	250
IL-20 R alpha	101-M504	Anti-Human IL-20 receptor alpha [Mouse]	100	250
IL-21	100-112S	Human IL-21 [E. coli]	2	75
IL-21	100-112	Human IL-21 [E. coli]	10	170
IL-21	M10-120S	Mouse IL-21 [E. coli]	2	75
IL-21	M10-120	Mouse IL-21 [E. coli]	10	170
IL-21	102-P98	Anti-Human IL-21 [Rabbit]	100	235
IL-21	103-P77	Anti-Mouse IL-21 [Rabbit]	100	235
IL-21	103-M416	Anti-Mouse IL-21 [Rat]	100	250
IL-21 receptor	103-M250	Anti-Mouse IL-21 receptor [Rat]	100	250
IL-21 receptor	101-M505	Anti-Human IL-21 receptor [Mouse]	100	250
IL-22	100-413S	Human IL-22 [E. coli]	2	75
IL-22	100-413	Human IL-22 [E. coli]	10	170
IL-22	M10-072S	Mouse IL-22 [E. coli]	2	75
IL-22	M10-072	Mouse IL-22 [E. coli]	10	170
IL-22	103-P78	Anti-Mouse IL-22 [Rabbit]	100	235
IL-22	101-M506	Anti-Human IL-22 [Mouse]	100	250
IL-22	103-M417	Anti-Mouse IL-22 [Rat]	100	250
IL-22 BP	101-M507	Anti-Human IL-22 BP [Mouse]	100	250
IL-23	100-397S	Human IL-23 [Insect cells]	2	75
IL-23	100-397	Human IL-23 [Insect cells]	10	170
IL-23	103-M418	Anti-Mouse IL-23 [Rat]	100	250
IL-23 receptor	103-M251	Anti-Mouse IL-23 receptor [Rat]	100	250
IL-24	100-104S	Human IL-24 [CHO cells]	5	75
IL-24	100-104	Human IL-24 [CHO cells]	20	170
IL-27	100-114S	Human IL-27 [HEK 293 cells]	2	75
IL-27	100-114	Human IL-27 [HEK 293 cells]	10	170
IL-27	103-M407	Anti-Mouse IL-27 [Rat]	100	250
IL-28A	M10-029	Mouse IL-28A [E. coli]	20	170
IL-28B	M10-039	Mouse IL-28B [E. coli]	20	170
IL-28B	103-M419	Anti-Mouse IL-28B [Rat]	100	250
IL-31	102-P237	Anti-Human IL-31 [Rabbit]	100	235
IL-31	100-232S	Human IL-31 [E. coli]	2	75
IL-31	100-232	Human IL-31 [E. coli]	10	170
IL-31	M10-073S	Mouse IL-31 [E. coli]	2	75
IL-31	M10-073	Mouse IL-31 [E. coli]	10	170
IL-33	102-P238	Anti-Human IL-33 [Rabbit]	100	235
IL-33	100-345S	Human IL-33 [E. coli]	2	75
IL-33	100-345	Human IL-33 [E. coli]	10	170
IL-33	M10-241S	Mouse IL-33 [E. coli]	2	75
IL-33	M10-241	Mouse IL-33 [E. coli]	10	170
IL-34	100-116S	Human IL-34 [HEK 293 cells]	2	75
IL-34	100-116	Human IL-34 [HEK 293 cells]	10	170
IL-36 alpha	100-160S	Human IL-36 alpha (IL-1F6) [E. coli]	2	75
IL-36 alpha	100-160	Human IL-36 alpha (IL-1F6) [E. coli]	10	170
IL-36 beta	100-091S	Human IL-36 beta (IL-1F8) [E. coli]	2	75
IL-36 beta	100-091	Human IL-36 beta (IL-1F8) [E. coli]	10	170
IL-36 gamma	100-092S	Human IL-36 gamma (IL-1F9) [E. coli]	2	75
IL-36 gamma	100-092	Human IL-36 gamma (IL-1F9) [E. coli]	10	170
IL-36RA	100-414S	Human IL-36RA [E. coli]	5	75
IL-36RA	100-414	Human IL-36RA [E. coli]	25	170
IL-37	100-161S	Human IL-37 (IL-1F7) [E. coli]	5	75
IL-37	100-161	Human IL-37 (IL-1F7) [E. coli]	25	170
ILT5	101-M511	Anti-Human ILT5 [Mouse]	100	250
Indian Hedgehog	101-M720	Anti-human Indian Hedgehog [Rat]	100	250

Product Name	Cat.-Number	Description [Source]	Size [µg]	Price [EUR]
Insulin R	101-M514	Anti-Human Insulin R [Mouse]	100	250
Integrin alpha 2	101-M515	Anti-Human Integrin alpha 2 [Mouse]	100	250
Integrin alpha 3	101-M516	Anti-Human Integrin alpha 3 [Mouse]	100	250
Integrin alpha 4	101-M517	Anti-Human Integrin alpha 4 [Mouse]	100	250
Integrin alpha 5	101-M518	Anti-Human Integrin alpha 5 [Mouse]	100	250
Integrin alpha 6	101-M519	Anti-Human Integrin alpha 6 [Mouse]	100	250
Integrin alpha M	103-M27	Anti-Mouse Integrin alpha M [Rat]	100	250
Integrin alpha M	101-M520	Anti-Human Integrin alpha M [Mouse]	100	250
Integrin alpha V	101-M521	Anti-Human Integrin alpha V [Mouse]	100	250
Integrin alpha X	101-M522	Anti-Human Integrin alpha X [Mouse]	100	250
Integrin beta 2	101-M523	Anti-Human Integrin beta 2 [Mouse]	100	250
Interferon a/b R2	103-M400	Anti-Mouse Interferon alpha/beta R2 [Rat]	100	250
IP-10	102-P48	Anti-Human IP-10 [Rabbit]	100	235
IP-10	103-P21	Anti-Mouse IP-10 [Rabbit]	100	235
IP-10 (CXCL10)	100-057S	Human IP-10 (CXCL10) [E. coli]	5	75
IP-10 (CXCL10)	100-057	Human IP-10 (CXCL10) [E. coli]	25	170
IP-10 (CXCL10)	M10-025S	Mouse IP-10 (CXCL10) [E. coli]	5	75
IP-10 (CXCL10)	M10-025	Mouse IP-10 (CXCL10) [E. coli]	25	170
IP-10 (CXCL10)	R20-075S	Rat IP-10 (CXCL10) [E. coli]	5	75
IP-10 (CXCL10)	R20-075	Rat IP-10 (CXCL10) [E. coli]	25	170
Irisin	100-154S	Human Irisin [CHO cells]	2	75
Irisin	100-154	Human Irisin [CHO cells]	10	170
I-TAC	102-P49	Anti-Human I-TAC [Rabbit]	100	235
I-TAC	100-058S	Human I-TAC (CXCL11) [E. coli]	5	75
I-TAC	100-058	Human I-TAC (CXCL11) [E. coli]	20	170
I-TAC	M10-086S	Mouse I-TAC (CXCL11) [E. coli]	5	75
I-TAC	M10-086	Mouse I-TAC (CXCL11) [E. coli]	20	170
Jagged-1	101-M524	Anti-Human Jagged-1 [Mouse]	100	250
JAM-A	103-M257	Anti-Mouse JAM-A [Rat]	100	250
JAM-B	103-M258	Anti-Mouse JAM-B [Rat]	100	250
JAM-B	101-M525	Anti-Human JAM-B [Mouse]	100	250
JAM-C	101-M526	Anti-Human JAM-C [Mouse]	100	250
JE (MCP-1, CCL2)	M10-026S	Mouse JE (MCP-1, CCL2) [E. coli]	2	75
JE (MCP-1, CCL2)	M10-026	Mouse JE (MCP-1, CCL2) [E. coli]	10	170
JE (MCP-1, CCL2)	103-P22	Anti-Mouse JE (MCP-1, CCL2) [Rabbit]	100	235
Kallikrein 3	101-M530	Anti-Human Kallikrein 3 [Mouse]	100	250
Kallikrein 4	101-M531	Anti-Human Kallikrein 4 [Mouse]	100	250
Kallikrein 5	101-M532	Anti-Human Kallikrein 5 [Mouse]	100	250
Kallikrein 7	101-M533	Anti-Human Kallikrein 7 [Mouse]	100	250
Kallikrein 8	101-M534	Anti-Human Kallikrein 8 [Mouse]	100	250
Kallikrein 13	101-M528	Anti-Human Kallikrein 13 [Mouse]	100	250
Kallikrein 15	101-M529	Anti-Human Kallikrein 15 [Mouse]	100	250
KC (CXCL1)	M10-027S	Mouse KC (CXCL1) [E. coli]	5	75
KC (CXCL1)	M10-027	Mouse KC (CXCL1) [E. coli]	20	170
KC (CXCL1)	103-P23	Anti-Mouse KC (CXCL1) [Rabbit]	100	235
Kell	101-M535	Anti-Human Kell [Mouse]	100	250
Kell (CD238)	103-M259	Anti-Mouse Kell (CD238) [Rat]	100	250
Kex-2	100-415S	Yeast Kex-2 [Insect cells]	50	75
Kex-2	100-415	Yeast Kex-2 [Insect cells]	250	170
KGF / FGF-7	101-M536	Anti-Human KGF / FGF-7 [Mouse]	100	250
Kininogen	101-M537	Anti-Human Kininogen [Mouse]	100	250
KIR	101-M538	Anti-Human KIR [Mouse]	100	250
KIR2DL1	101-M539	Anti-Human KIR2DL1 [Mouse]	100	250
KIR2DL3	101-M540	Anti-Human KIR2DL3 [Mouse]	100	250
KIR2DL4	101-M541	Anti-Human KIR2DL4 [Mouse]	100	250
KIR2DS4	101-M542	Anti-Human KIR2DS4 [Mouse]	100	250
KIR3DL1	101-M543	Anti-Human KIR3DL1 [Mouse]	100	250
KLF4-TAT	100-416S	Human KLF4-TAT [HEK 293 cells]	5	75
KLF4-TAT	100-416	Human KLF4-TAT [HEK 293 cells]	25	170
Klotho	103-M260	Anti-Mouse Klotho [Rat]	100	250
Klotho	100-346S	Human Klotho [CHO cells]	5	75
Klotho	100-346	Human Klotho [CHO cells]	20	170
Kremen-1	103-M261	Anti-Mouse Kremen-1 [Rat]	100	250
LAG-1 (CCL4L1)	100-234S	Human LAG-1 (CCL4L1) [E. coli]	5	75

Product Name	Cat.-Number	Description [Source]	Size [µg]	Price [EUR]
LAG-1 (CCL4L1)	100-234	Human LAG-1 (CCL4L1) [E. coli]	20	170
LAMP	101-M545	Anti-Human LAMP [Mouse]	100	250
LAP/ TGF beta 1	101-M546	Anti-Human LAP/ TGF beta 1 [Mouse]	100	250
Layilin	101-M547	Anti-Human Layilin [Mouse]	100	250
LBP	103-M506	Anti-Mouse LBP [Rat]	100	250
LD78-beta	102-P169G	Anti-Human LD78-beta [Goat]	100	235
LD78-beta	100-235S	Human LD78-beta/CCL3L1 [E. coli]	5	75
LD78-beta	100-235	Human LD78-beta/CCL3L1 [E. coli]	20	170
LDH (P. falciparum)	400-003	LDH (Plasmodium falciparum) [Insect cells]	25	490
LDH (P. vivax)	400-005	LDH (Plasmodium vivax) [Insect cells]	25	490
LEC	101-M73	Anti-Human LEC [Mouse]	500	250
LEC/NCC-4	102-P51G	Anti-Human LEC/NCC-4 [Goat]	100	235
LEC/NCC-4 (CCL16)	100-060S	Human LEC/NCC-4 (CCL16) [E. coli]	5	75
LEC/NCC-4 (CCL16)	100-060	Human LEC/NCC-4 (CCL16) [E. coli]	20	170
LEC26	103-M152	Anti-Mouse LEC26 [Rat]	100	250
LECT2	101-M548	Anti-Human LECT2 [Mouse]	100	250
Lefty-1	103-M262	Anti-Mouse Lefty-1 [Rat]	100	250
Lefty-1	103-M30	Anti-Mouse Lefty-1 [Rat]	100	250
Lefty-A	101-M549	Anti-Human Lefty-A [Mouse]	100	250
Leptin	102-PA135S	Anti-Human Leptin [Rabbit]	100	175
Leptin	102-PA135	Anti-Human Leptin [Rabbit]	200	290
Leptin	100-061S	Human Leptin [E. coli]	200	75
Leptin	100-061	Human Leptin [E. coli]	1000	170
Leptin	M10-028S	Mouse Leptin [E. coli]	200	75
Leptin	M10-028	Mouse Leptin [E. coli]	1000	170
Leptin	R20-033S	Rat Leptin [E. coli]	200	75
Leptin	R20-033	Rat Leptin [E. coli]	1000	170
Leptin	102-P52	Anti-Human Leptin [Rabbit]	100	235
Leptin	103-P24	Anti-Mouse Leptin [Rabbit]	100	235
Leptin	104-P29G	Anti-Rat Leptin [Goat]	100	235
Leptin	101-M550	Anti-Human Leptin [Mouse]	100	250
Leptin	101-M74	Anti-Human Leptin [Mouse]	500	250
Leptin R	103-M227	Anti-Mouse Leptin R [Rat]	100	250
Leptin R	101-M551	Anti-Human Leptin R [Mouse]	100	250
Leptin R	S01-047S	Human Leptin R [CHO cells]	20	75
Leptin R	S01-047	Human Leptin R [CHO cells]	100	170
Leukotriene B4 R1	101-M552	Anti-Human Leukotriene B4 R1 [Mouse]	100	250
LIF	103-M263	Anti-Mouse LIF [Rat]	100	250
LIF	200-007	Human LIF [E. coli]	10	130
LIF	200-008	Human LIF [E. coli]	50	290
LIF	M30-007	Mouse LIF [E. coli]	10	130
LIF	M30-008	Mouse LIF [E. coli]	50	290
LIF	102-PA05S	Anti-Human LIF [Rabbit]	100	175
LIF	102-PA05	Anti-Human LIF [Rabbit]	200	250
LIF	103-PA05S	Anti-Mouse LIF [Rabbit]	100	175
LIF	103-PA05	Anti-Mouse LIF [Rabbit]	200	250
LIF	101-M553	Anti-Human LIF [Mouse]	100	250
LIF R alpha	101-M554	Anti-Human LIF R alpha [Mouse]	100	250
LIGHT	100-106S	Human LIGHT [Insect cells]	3	75
LIGHT	100-106	Human LIGHT [Insect cells]	15	170
LIGHT	M10-076S	Mouse LIGHT [E. coli]	5	75
LIGHT	M10-076	Mouse LIGHT [E. coli]	20	170
LIGHT	102-P172	Anti-Human LIGHT [Rabbit]	100	235
Limitin	103-M264	Anti-Mouse Limitin [Rat]	100	250
LIMP-II	103-M428	Anti-Mouse LIMP-II [Rat]	100	250
Lin28-TAT	100-417S	Human Lin28-TAT [E. coli]	5	75
Lin28-TAT	100-417	Human Lin28-TAT [E. coli]	25	170
Lipocalin-1	101-M555	Anti-Human Lipocalin-1 [Mouse]	100	250
Lipocalin-2	101-M556	Anti-Human Lipocalin-2 [Rat]	100	250
Lipocalin-2	103-M429	Anti-Mouse Lipocalin-2 [Rat]	100	250
LIX	103-P26	Anti-Mouse LIX [Rabbit]	100	235
LIX	103-M430	Anti-Mouse LIX [Rat]	100	250
LIX	M10-030S	Mouse LIX/CXCL5 (70 aa) [E. coli]	5	75
LIX	M10-030	Mouse LIX/CXCL5 (70 aa) [E. coli]	20	170

Product Name	Cat.-Number	Description [Source]	Size [µg]	Price [EUR]
LIX	M10-114S	Mouse LIX/CXCL5 (93 aa) [E. coli]	5	75
LIX	M10-114	Mouse LIX/CXCL5 (93 aa) [E. coli]	20	170
LOX-1	101-M557	Anti-Human LOX-1 [Mouse]	100	250
LOX-1	103-M431	Anti-Mouse LOX-1 [Rat]	100	250
LPAM-1	103-M176	Anti-Mouse LPAM-1 [Rat]	100	250
L-Selectin	103-M108	Anti-Mouse L-Selectin [Rat]	100	250
LTBP-1	101-M558	Anti-Human LTBP-1 [Mouse]	100	250
Lungkine	M10-121S	Mouse Lungkine (CXCL15) [E. coli]	5	75
Lungkine	M10-121	Mouse Lungkine (CXCL15) [E. coli]	20	170
Ly-6G (Gr-1)	103-M206	Anti-Mouse Ly-6G (Gr-1) [Rat]	100	250
Lymphotactin	100-063S	Human Lymphotactin [E. coli]	5	75
Lymphotactin	100-063	Human Lymphotactin [E. coli]	20	170
Lymphotactin	102-P54	Anti-Human Lymphotactin [Rabbit]	100	235
Lymphotoxin	101-M559	Anti-Human Lymphotoxin [Mouse]	100	250
Lyve-1	103-M130	Anti-Mouse Lyve-1 [Rat]	100	250
Lyve-1	102-PA50	Anti-Human Lyve-1 [Rabbit]	200	290
Lyve-1	101-M130	Anti-Human Lyve-1 [Mouse]	100	250
Lyve-1	102-PA50AG	Anti-Human Lyve-1 [Rabbit]	50	210
Lyve-1	102-PABI50	Anti-Human Lyve-1 [Rabbit]	50	250
Lyve-1	102-PA50S	Anti-Human Lyve-1 [Rabbit]	100	175
Lyve-1	103-PA50AG	Anti-Mouse Lyve-1 [Rabbit]	50	210
Lyve-1	103-PABI50	Anti-Mouse Lyve-1 [Rabbit]	50	250
Lyve-1	103-PA50S	Anti-Mouse Lyve-1 [Rabbit]	100	175
Lyve-1	103-PA50	Anti-Mouse Lyve-1 [Rabbit]	200	290
Lyve-1	S01-028	Human Lyve-1, soluble [Insect cells]	20	110
Lyve-1	S01-026	Mouse Lyve-1, soluble [Insect cells]	20	110
Macroglobulin a 2	101-M560	Anti-Human Macroglobulin alpha 2 [Mouse]	100	250
Macrophages	103-M101	Anti-Mouse Macrophages [Rat]	100	250
MAdCAM-1	103-M432	Anti-Mouse MAdCAM-1 [Rat]	100	250
MANF	100-136S	Human MANF [E. coli]	5	75
MANF	100-136	Human MANF [E. coli]	25	170
Marapsin	101-M561	Anti-Human Marapsin [Mouse]	100	250
Marapsin	103-M433	Anti-Mouse Marapsin [Rat]	100	250
Maspin (SerpinB5)	100-347S	Human Maspin (SerpinB5) [E. coli]	5	75
Maspin (SerpinB5)	100-347	Human Maspin (SerpinB5) [E. coli]	20	170
MBL	101-M562	Anti-Human MBL [Mouse]	100	250
MBL-2	103-M434	Anti-Mouse MBL-2 [Rat]	100	250
MCAM	101-M563	Anti-Human MCAM [Mouse]	100	250
MCP-1	101-M12	Anti-Human MCP-1 [Mouse]	500	250
MCP-1 (MCAF, CCL2)	100-065S	Human MCP-1 (MCAF, CCL2) [E. coli]	5	75
MCP-1 (MCAF, CCL2)	100-065	Human MCP-1 (MCAF, CCL2) [E. coli]	20	170
MCP-1 (MCAF, CCL2)	R20-010S	Rat MCP-1 (MCAF, CCL2) [E. coli]	2	75
MCP-1 (MCAF, CCL2)	R20-010	Rat MCP-1 (MCAF, CCL2) [E. coli]	10	170
MCP-1/MCAF	102-P55	Anti-Human MCP-1/MCAF [Rabbit]	100	235
MCP-1/MCAF	104-P08	Anti-Rat MCP-1/MCAF [Rabbit]	100	235
MCP-2	102-P56	Anti-Human MCP-2 [Rabbit]	100	235
MCP-2	103-P56	Anti-Mouse MCP-2 [Rabbit]	100	235
MCP-2	101-M75	Anti-Human MCP-2 [Mouse]	500	250
MCP-2 (CCL8)	100-066S	Human MCP-2 (CCL8) [E. coli]	2	75
MCP-2 (CCL8)	100-066	Human MCP-2 (CCL8) [E. coli]	10	170
MCP-2 (CCL8)	M10-075S	Mouse MCP-2 (CCL8) [E. coli]	5	75
MCP-2 (CCL8)	M10-075	Mouse MCP-2 (CCL8) [E. coli]	20	170
MCP-3	101-M13	Anti-Human MCP-3 [Mouse]	500	250
MCP-3	102-P177G	Anti-Human MCP-3 [Goat]	100	235
MCP-3	102-P57	Anti-Human MCP-3 [Rabbit]	100	235
MCP-3	103-P27G	Anti-Mouse MCP-3 [Goat]	100	235
MCP-3 (CCL7)	100-067S	Human MCP-3 (CCL7) [E. coli]	2	75
MCP-3 (CCL7)	100-067	Human MCP-3 (CCL7) [E. coli]	10	170
MCP-3 (CCL7)	M10-031S	Mouse MCP-3 (CCL7) [E. coli]	2	75
MCP-3 (CCL7)	M10-031	Mouse MCP-3 (CCL7) [E. coli]	10	170
MCP-4	102-P180G	Anti-Human MCP-4 [Goat]	100	235
MCP-4	102-P58	Anti-Human MCP-4 [Rabbit]	100	235
MCP-4	101-M76	Anti-Human MCP-4 [Mouse]	500	250
MCP-4 (CCL13)	100-068S	Human MCP-4 (CCL13) [E. coli]	5	75

Product Name	Cat.-Number	Description [Source]	Size [µg]	Price [EUR]
MCP-4 (CCL13)	100-068	Human MCP-4 (CCL13) [E. coli]	20	170
MCP-5	103-P28	Anti-Mouse MCP-5 [Rabbit]	100	235
MCP-5 (CCL12)	M10-032S	Mouse MCP-5 (CCL12) [E. coli]	5	75
MCP-5 (CCL12)	M10-032	Mouse MCP-5 (CCL12) [E. coli]	20	170
M-CSF	100-064S	Human M-CSF [E. coli]	2	75
M-CSF	100-064	Human M-CSF [E. coli]	10	170
M-CSF	M10-078S	Mouse M-CSF [E. coli]	2	75
M-CSF	M10-078	Mouse M-CSF [E. coli]	10	170
M-CSF	R20-050S	Rat M-CSF [E. coli]	2	75
M-CSF	R20-050	Rat M-CSF [E. coli]	10	170
M-CSF	102-P60	Anti-Human M-CSF [Rabbit]	100	235
M-CSF	103-P63G	Anti-Mouse M-CSF [Goat]	100	235
M-CSF	101-M564	Anti-Human M-CSF [Mouse]	100	250
M-CSF R	101-M565	Anti-Human M-CSF R [Mouse]	100	250
MD-1	101-M566	Anti-Human MD-1 [Mouse]	100	250
MD-1	103-M435	Anti-Mouse MD-1 [Rat]	100	250
MD-2	101-M567	Anti-Human MD-2 [Mouse]	100	250
MD-2/LY96	100-443S	Human MD-2/LY96 [HEK 293 cells]	10	75
MD-2/LY96	100-443	Human MD-2/LY96 [HEK 293 cells]	50	170
MDC	102-P61	Anti-Human MDC [Rabbit]	100	235
MDC	103-P66	Anti-Mouse MDC [Rabbit]	100	235
MDC	101-M77	Anti-Human MDC [Mouse]	500	250
MDC (67 aa)	100-069S	Human MDC (67 aa) [E. coli]	5	75
MDC (67 aa)	100-069	Human MDC (67 aa) [E. coli]	20	170
MDC (69 aa)	100-070S	Human MDC (69 aa) [E. coli]	5	75
MDC (69 aa)	100-070	Human MDC (69 aa) [E. coli]	20	170
MDC (CCL22)	M10-033S	Mouse MDC (CCL22) [E. coli]	5	75
MDC (CCL22)	M10-033	Mouse MDC (CCL22) [E. coli]	20	170
Mdg-1	400-021S	Human Mdg-1 [E. coli]	5	180
Mdg-1	400-021	Human Mdg-1 [E. coli]	20	350
Mdg-1	102-PA138S	Anti-Human Mdg-1 [Rabbit]	100	175
Mdg-1	102-PA138	Anti-Human Mdg-1 [Rabbit]	200	290
MEC (CCL28)	100-246S	Human MEC (CCL28) [E. coli]	5	75
MEC (CCL28)	100-246	Human MEC (CCL28) [E. coli]	20	170
MEC (CCL28)	M10-090S	Mouse MEC (CCL28) [E. coli]	5	75
MEC (CCL28)	M10-090	Mouse MEC (CCL28) [E. coli]	20	170
MECA32 antigen	103-M42S	Anti-Mouse MECA32 antigen [Rat]	50	145
Megalin	101-M144	Anti-Human Megalin [Mouse]	100	250
Mer	103-M188	Anti-Mouse Mer [Rat]	100	250
Mer	101-M568	Anti-Human Mer [Mouse]	100	250
Mesothelin	100-155S	Human Mesothelin [CHO cells]	10	75
Mesothelin	100-155	Human Mesothelin [CHO cells]	50	170
MesP1	300-060	Human MesP1 [Insect cells]	10	190
MesP1	300-061	Human MesP1 [Insect cells]	50	550
MesP1	102-PA52S	Anti-Human MesP1 [Rabbit]	100	175
MesP1	102-PA52	Anti-Human MesP1 [Rabbit]	200	290
MIA	102-P239	Anti-Human MIA [Rabbit]	100	235
MIA	100-247S	Human MIA [E. coli]	5	75
MIA	100-247	Human MIA [E. coli]	20	170
MIA-2	102-P240	Anti-Human MIA-2 [Rabbit]	100	235
MIA-2	100-348S	Human MIA-2 [E. coli]	5	75
MIA-2	100-348	Human MIA-2 [E. coli]	20	170
MICA	101-M569	Anti-Human MICA [Mouse]	100	250
MICB	101-M570	Anti-Human MICB [Mouse]	100	250
Midkine	100-071S	Human Midkine [E. coli]	5	75
Midkine	100-071	Human Midkine [E. coli]	20	170
Midkine	M10-095S	Mouse Midkine [E. coli]	5	75
Midkine	M10-095	Mouse Midkine [E. coli]	20	170
Midkine	102-P183	Anti-Human Midkine [Rabbit]	100	235
MIF	100-418S	Human MIF [Insect cells]	5	75
MIF	100-418	Human MIF [Insect cells]	25	170
MIF	101-M571	Anti-Human MIF [Mouse]	100	250
MIG	M10-034S	Mouse MIG [E. coli]	5	75
MIG	M10-034	Mouse MIG [E. coli]	20	170

Product Name	Cat.-Number	Description [Source]	Size [µg]	Price [EUR]
MIG	102-P62	Anti-Human MIG [Rabbit]	100	235
MIG	101-M78	Anti-Human MIG [Mouse]	500	250
MIG (CXCL9)	100-072S	Human MIG (CXCL9) [E. coli]	5	75
MIG (CXCL9)	100-072	Human MIG (CXCL9) [E. coli]	20	170
MIP-1 alpha	101-M14	Anti-Human MIP-1 alpha [Mouse]	500	250
MIP-1 alpha	M10-035S	Mouse MIP-1 alpha [E. coli]	2	75
MIP-1 alpha	M10-035	Mouse MIP-1 alpha [E. coli]	10	170
MIP-1 alpha	R20-011S	Rat MIP-1 alpha [E. coli]	5	75
MIP-1 alpha	R20-011	Rat MIP-1 alpha [E. coli]	20	170
MIP-1 alpha	102-P241G	Anti-Human MIP-1 alpha [Goat]	100	235
MIP-1 alpha	102-P63	Anti-Human MIP-1 alpha [Rabbit]	100	235
MIP-1 alpha	103-P29	Anti-Mouse MIP-1 alpha [Rabbit]	100	235
MIP-1 alpha	104-P09	Anti-Rat MIP-1 alpha [Rabbit]	100	235
MIP-1 alpha (CCL3)	100-073S	Human MIP-1 alpha (CCL3) [E. coli]	5	75
MIP-1 alpha (CCL3)	100-073	Human MIP-1 alpha (CCL3) [E. coli]	20	170
MIP-1 beta	100-074S	Human MIP-1 beta [E. coli]	2	75
MIP-1 beta	100-074	Human MIP-1 beta [E. coli]	10	170
MIP-1 beta	M10-077S	Mouse MIP-1 beta [E. coli]	2	75
MIP-1 beta	M10-077	Mouse MIP-1 beta [E. coli]	10	170
MIP-1 beta	R20-035S	Rat MIP-1 beta [E. coli]	5	75
MIP-1 beta	R20-035	Rat MIP-1 beta [E. coli]	20	170
MIP-1 beta	102-P64	Anti-Human MIP-1 beta [Rabbit]	100	235
MIP-1 beta	103-P79	Anti-Mouse MIP-1 beta [Rabbit]	100	235
MIP-1 gamma	103-P30	Anti-Mouse MIP-1 gamma [Rabbit]	100	235
MIP-1 gamma	M10-036S	Mouse MIP-1 gamma (CCL9/10) [E. coli]	5	75
MIP-1 gamma	M10-036	Mouse MIP-1 gamma (CCL9/10) [E. coli]	20	170
MIP-2 (CXCL2)	103-P31	Anti-Mouse MIP-2 (CXCL2) [Rabbit]	100	235
MIP-2 (CXCL2)	M10-037S	Mouse MIP-2 (CXCL2, Gro-beta) [E. coli]	5	75
MIP-2 (CXCL2)	M10-037	Mouse MIP-2 (CXCL2, Gro-beta) [E. coli]	20	170
MIP-3	102-P66	Anti-Human MIP-3 [Rabbit]	100	235
MIP-3 (CCL23)	100-075S	Human MIP-3 (CCL23) [E. coli]	5	75
MIP-3 (CCL23)	100-075	Human MIP-3 (CCL23) [E. coli]	20	170
MIP-3 alpha	102-P67	Anti-Human MIP-3 alpha [Rabbit]	100	235
MIP-3 alpha	101-M79	Anti-Human MIP-3 alpha [Mouse]	500	250
MIP-3 alpha (CCL20)	100-078S	Human MIP-3 alpha (CCL20) [E. coli]	5	75
MIP-3 alpha (CCL20)	100-078	Human MIP-3 alpha (CCL20) [E. coli]	20	170
MIP-3 alpha (CCL20)	M10-100S	Mouse MIP-3 alpha (CCL20) [E. coli]	5	75
MIP-3 alpha (CCL20)	M10-100	Mouse MIP-3 alpha (CCL20) [E. coli]	20	170
MIP-3 beta	102-P68	Anti-Human MIP-3 beta [Rabbit]	100	235
MIP-3 beta	101-M80	Anti-Human MIP-3 beta [Mouse]	500	250
MIP-3 beta (CCL19)	100-079S	Human MIP-3 beta (CCL19) [E. coli]	5	75
MIP-3 beta (CCL19)	100-079	Human MIP-3 beta (CCL19) [E. coli]	20	170
MIP-3 beta (CCL19)	M10-079S	Mouse MIP-3 beta (CCL19) [E. coli]	5	75
MIP-3 beta (CCL19)	M10-079	Mouse MIP-3 beta (CCL19) [E. coli]	20	170
MIP-4	102-P69	Anti-Human MIP-4 [Rabbit]	100	235
MIP-4 (CCL18)	100-080S	Human MIP-4 (CCL18) [E. coli]	2	75
MIP-4 (CCL18)	100-080	Human MIP-4 (CCL18) [E. coli]	10	170
MIP-5	102-P70G	Anti-Human MIP-5 [Goat]	100	235
MIP-5 (CCL15)	100-081S	Human MIP-5 (CCL15) [E. coli]	5	75
MIP-5 (CCL15)	100-081	Human MIP-5 (CCL15) [E. coli]	25	170
MIS	101-M572	Anti-Human MIS [Mouse]	100	250
MIS	103-M436	Anti-Mouse MIS [Rat]	100	250
MMP-1	100-419S	Human MMP-1 [E. coli]	2	75
MMP-1	100-419	Human MMP-1 [E. coli]	10	170
MMP-2	100-372S	Human MMP-2 [E. coli]	2	75
MMP-2	100-372	Human MMP-2 [E. coli]	10	170
MMP-2	101-M573	Anti-Human MMP-2 [Mouse]	100	250
MMP-3	101-M110	Anti-Human MMP-3 [Mouse]	100	250
MMP-3	103-M266	Anti-Mouse MMP-3 [Rat]	100	250
MMP-3	100-398S	Human MMP-3 [E. coli]	2	75
MMP-3	100-398	Human MMP-3 [E. coli]	10	170
MMP-7	101-M111	Anti-Human MMP-7 [Mouse]	100	250
MMP-8	101-M112	Anti-Human MMP-8 [Mouse]	100	250
MMP-10	101-M113	Anti-Human MMP-10 [Mouse]	100	250

Product Name	Cat.-Number	Description [Source]	Size [µg]	Price [EUR]
MMP-12	101-M114	Anti-Human MMP-12 [Mouse]	100	250
MMP-13	101-M115	Anti-Human MMP-13 [Mouse]	100	250
MMP-14	101-M116	Anti-Human MMP-14 [Mouse]	100	250
MMP-15	101-M117	Anti-Human MMP-15 [Mouse]	100	250
MMP-17	101-M714	Anti-Human MMP-17 [Mouse]	100	250
MMP-24	103-M437	Anti-Mouse MMP-24 [Rat]	100	250
MMP-25	101-M118	Anti-Human MMP-25 [Mouse]	100	250
MMRN-2	103-M512	Anti-Mouse MMRN-2 [rat]	100	250
MSP R	101-M574	Anti-Human MSP R [Mouse]	100	250
Myostatin	100-255S	Human Myostatin [E. coli]	2	75
Myostatin	100-255	Human Myostatin [E. coli]	10	170
Myostatin	100-349	Human Myostatin-Propeptide [E. coli]	25	170
Nanog	100-350S	Human Nanog [E. coli]	5	75
Nanog	100-350	Human Nanog [E. coli]	20	170
Nanog	102-P242	Anti-Human Nanog [Rabbit]	100	235
Nanog-TAT	100-110S	Human Nanog-TAT [E. coli]	5	75
Nanog-TAT	100-110	Human Nanog-TAT [E. coli]	20	170
NAP-2 (CXCL7)	100-082S	Human NAP-2 (CXCL7) [E. coli]	2	75
NAP-2 (CXCL7)	100-082	Human NAP-2 (CXCL7) [E. coli]	10	170
NAP-2 (CXCL7)	102-P191G	Anti-Human NAP-2 (CXCL7) [Goat]	100	235
NAP-2 (CXCL7)	102-P71	Anti-Human NAP-2 (CXCL7) [Rabbit]	100	235
NAP-2 (CXCL7)	101-M81	Anti-Human NAP-2 (CXCL7) [Mouse]	500	250
NCAM-L1	101-M575	Anti-Human NCAM-L1 [Mouse]	100	250
Nectin-2	S01-076	Human Nectin-2, soluble [E. coli]	25	170
Nectin-2	102-PA37S	Anti-Human Nectin-2 [Rabbit]	100	170
Nectin-2	102-PA37	Anti-Human Nectin-2 [Rabbit]	200	290
Neogenin	103-M265	Anti-Mouse Neogenin [Rat]	100	250
Nepriylsin	101-M576	Anti-Human Nepriylsin [Mouse]	100	250
Nepriylsin	103-M438	Anti-Mouse Nepriylsin [Rat]	100	250
Nesfatin	100-142S	Human Nesfatin [E. coli]	20	75
Nesfatin	100-142	Human Nesfatin [E. coli]	100	170
Netrin-1	103-M439	Anti-Mouse Netrin-1 [Rat]	100	250
Netrin-4	101-M577	Anti-Human Netrin-4 [Mouse]	100	250
Netrin-G1a	103-M440	Anti-Mouse Netrin-G1a [Rat]	100	250
Neuregulin-1	101-M578	Anti-Human Neuregulin-1 [Mouse]	100	250
Neuritin	100-420S	Human Neuritin [E. coli]	5	75
Neuritin	100-420	Human Neuritin [E. coli]	20	170
Neuropoietin	M10-122S	Mouse Neuropoietin [E. coli]	5	75
Neuropoietin	M10-122	Mouse Neuropoietin [E. coli]	25	170
Neuroserpin	102-P243	Anti-Human Neuroserpin [Rabbit]	100	235
Neurotrimin	101-M580	Anti-Human Neurotrimin [Mouse]	100	250
Neurturin	102-P72	Anti-Human Neurturin [Rabbit]	100	235
Neurturin	100-083S	Human Neurturin [E. coli]	5	75
Neurturin	100-083	Human Neurturin [E. coli]	20	170
Neurturin	101-M581	Anti-Human Neurturin [Mouse]	100	250
Neutrophils	103-M100	Anti-Mouse Neutrophils [Rat]	100	250
NGF-beta	101-M168	Anti-Human NGF-beta [Mouse]	500	250
NGF-beta	102-P73	Anti-Human NGF-beta [Rabbit]	100	235
NGF-beta	100-084S	Human NGF-beta [E. coli]	5	75
NGF-beta	100-084	Human NGF-beta [E. coli]	20	170
NGF-beta	M10-123S	Mouse NGF-beta [E. coli]	20	75
NGF-beta	M10-123	Mouse NGF-beta [E. coli]	100	170
NGF-beta	101-M582	Anti-Human NGF-beta [Mouse]	100	250
NKG2A	101-M583	Anti-Human NKG2A [Mouse]	100	250
NKG2D	101-M585	Anti-Human NKG2D [Mouse]	100	250
NKG2D	103-M441	Anti-Mouse NKG2D [Rat]	100	250
NKp30	101-M586	Anti-Human NKp30 [Mouse]	100	250
NKp46	101-M587	Anti-Human NKp46 [Mouse]	100	250
NKp80	101-M588	Anti-Human NKp80 [Mouse]	100	250
NNT-1/BCSF-3	102-P244	Anti-Human NNT-1/BCSF-3 [Rabbit]	100	235
NNT-1/BCSF-3	100-259S	Human NNT-1/BCSF-3 [E. coli]	2	75
NNT-1/BCSF-3	100-259	Human NNT-1/BCSF-3 [E. coli]	10	170
Nodal	103-M442	Anti-Mouse Nodal [Rat]	100	250
NOGGIN	100-260S	Human NOGGIN [HEK 293 cells]	5	75

Product Name	Cat.-Number	Description [Source]	Size [µg]	Price [EUR]
NOGGIN	100-260	Human NOGGIN [HEK 293 cells]	20	170
NOGGIN	M10-124S	Mouse NOGGIN [E. coli]	5	75
NOGGIN	M10-124	Mouse NOGGIN [E. coli]	20	170
Nogo receptor	103-M267	Anti-Mouse Nogo receptor [Rat]	100	250
Nogo Receptor	101-M589	Anti-Human Nogo Receptor [Mouse]	100	250
NOV	102-P245	Anti-Human NOV [Rabbit]	100	235
NOV	100-351S	Human NOV [E. coli]	5	75
NOV	100-351	Human NOV [E. coli]	20	170
NOV	103-M443	Anti-Mouse NOV [Rat]	100	250
NOV	101-M590	Anti-Human NOV [Mouse]	100	250
NP-1	102-P194G	Anti-Human NP-1 [Goat]	100	235
NP-1	100-085S	Human NP-1 [E. coli]	5	75
NP-1	100-085	Human NP-1 [E. coli]	20	170
NrCAM	101-M591	Anti-Human NrCAM [Mouse]	100	250
NRP-1	102-PA23S	Anti-Human NRP-1 [Rabbit]	100	175
NRP-1	102-PA23	Anti-Human NRP-1 [Rabbit]	200	290
NRP-1	102-PA23AG	Anti-Human NRP-1 [Rabbit]	50	210
NRP-1	S01-019S	Human NRP-1, soluble [Insect cells]	5	75
NRP-1	S01-019	Human NRP-1, soluble [Insect cells]	25	280
NT-3	100-086S	Human NT-3 [E. coli]	2	75
NT-3	100-086	Human NT-3 [E. coli]	10	170
NT-3	M10-232S	Mouse NT-3 [E. coli]	2	75
NT-3	M10-232	Mouse NT-3 [E. coli]	10	170
NT-3	102-P74	Anti-Human NT-3 [Rabbit]	100	235
NT-3	101-M592	Anti-Human NT-3 [Mouse]	100	250
NT-4	101-M15	Anti-Human NT-4 [Mouse]	500	250
NT-4	100-087S	Human NT-4 [E. coli]	2	75
NT-4	100-087	Human NT-4 [E. coli]	10	170
NT-4	102-P198G	Anti-Human NT-4 [Goat]	100	235
NT-4	102-P75	Anti-Human NT-4 [Rabbit]	100	235
NT-4	101-M763	Anti-Human NT-4 [Mouse]	100	250
NT-4	101-M764	Anti-Human NT-4 [Mouse]	100	250
OCAM	103-M444	Anti-Mouse OCAM [Rat]	100	250
Omgp	103-M445	Anti-Mouse Omgp [Rat]	100	250
Oncostatin M	102-P76	Anti-Human Oncostatin M [Rabbit]	100	235
Oncostatin M	103-M446	Anti-Mouse Oncostatin M [Rat]	100	250
Oncostatin M	R20-057S	Rat Oncostatin M [E. coli]	2	75
Oncostatin M	R20-057	Rat Oncostatin M [E. coli]	10	170
Oncostatin M	100-162S	Human OSM (196aa) [HEK 293 cells]	2	75
Oncostatin M	100-162	Human OSM (196aa) [HEK 293 cells]	10	170
Oncostatin M	100-352S	Human OSM (209aa) [E. coli]	2	75
Oncostatin M	100-352	Human OSM (209aa) [E. coli]	10	170
Oncostatin M	100-088S	Human OSM (227aa) [E. coli]	2	75
Oncostatin M	100-088	Human OSM (227aa) [E. coli]	10	170
OPG	102-P200	Anti-Human OPG [Rabbit]	100	235
Orexin A	101-M595	Anti-Human Orexin A [Mouse]	100	250
Orexin B	101-M596	Anti-Human Orexin B [Mouse]	100	250
OSCAR	103-M447	Anti-Mouse OSCAR [Rat]	100	250
OSCAR	101-M597	Anti-Human OSCAR [Mouse]	100	250
Osteopontin	100-371S	Human Osteopontin [HEK 293 cells]	10	75
Osteopontin	100-371	Human Osteopontin [HEK 293 cells]	50	170
Osteopontin	101-M598	Anti-Human Osteopontin [Mouse]	100	250
Osteoprotegerin	100-089S	Human Osteoprotegerin (OPG) [E. coli]	10	75
Osteoprotegerin	100-089	Human Osteoprotegerin (OPG) [E. coli]	50	170
OTOR (Otoraplin)	100-353S	Human OTOR (Otoraplin) [E. coli]	5	75
OTOR (Otoraplin)	100-353	Human OTOR (Otoraplin) [E. coli]	20	170
OX40 ligand	S01-052S	Human OX40 ligand, soluble [Insect cells]	2	75
OX40 ligand	S01-052	Human OX40 ligand, soluble [Insect cells]	10	170
p16-INK4a	100-421S	Human p16-INK4a [E. coli]	5	75
p16-INK4a	100-421	Human p16-INK4a [E. coli]	20	170
p16-INK4a-TAT	100-422S	Human p16-INK4a-TAT [E. coli]	5	75
p16-INK4a-TAT	100-422	Human p16-INK4a-TAT [E. coli]	25	170
PAF-AH	100-423S	Human PAF-AH [HEK 293 cells]	5	75
PAF-AH	100-423	Human PAF-AH [HEK 293 cells]	20	170

Product Name	Cat.-Number	Description [Source]	Size [µg]	Price [EUR]
PAI-1	102-P246	Anti-Human PAI-1 [Rabbit]	100	235
PAI-1	100-424S	Human PAI-1 [E. coli]	2	75
PAI-1	100-424	Human PAI-1 [E. coli]	10	170
PAI-2	100-425S	Human PAI-2 [E. coli]	2	75
PAI-2	100-425	Human PAI-2 [E. coli]	10	170
Pan-Endo. Cell Marker	103-M190	Anti-Mouse Pan-Endothelial Cell Marker [Rat]	100	250
Pappalysin-2	101-M600	Anti-Human Pappalysin-2 [Mouse]	100	250
PARP	103-M448	Anti-Mouse PARP [Rat]	100	250
P-Cadherin	103-M449	Anti-Mouse P-Cadherin [Rat]	100	250
P-Cadherin	101-M601	Anti-Human P-Cadherin [Mouse]	100	250
PCPE-1	103-M450	Anti-Mouse PCPE-1 [Rat]	100	250
PD-1	101-M602	Anti-Human PD-1 [Mouse]	100	250
PD-1 Fc	100-445S	Human PD-1 Fc [CHO cells]	10	75
PD-1 Fc	100-445	Human PD-1 Fc [CHO cells]	50	170
PD-ECGF	101-M603	Anti-Human PD-ECGF [Mouse]	100	250
PDGF-A	101-M44	Anti-Human PDGF-A [Mouse]	100	250
PDGF-AA	200-051S	Human PDGF-AA [E. coli]	2	55
PDGF-AA	200-051	Human PDGF-AA [E. coli]	5	75
PDGF-AA	200-052	Human PDGF-AA [E. coli]	20	175
PDGF-AA	M10-049S	Mouse PDGF-AA [E. coli]	2	75
PDGF-AA	M10-049	Mouse PDGF-AA [E. coli]	10	170
PDGF-AA	102-P77	Anti-Human PDGF-AA [Rabbit]	100	235
PDGF-AB	200-053S	Human PDGF-AB [E. coli]	2	55
PDGF-AB	200-053	Human PDGF-AB [E. coli]	5	75
PDGF-AB	200-054	Human PDGF-AB [E. coli]	20	175
PDGF-B	101-M45	Anti-Human PDGF-B [Mouse]	100	250
PDGF-BB	200-055S	Human PDGF-BB [E. coli]	2	55
PDGF-BB	200-055	Human PDGF-BB [E. coli]	5	75
PDGF-BB	200-056	Human PDGF-BB [E. coli]	20	175
PDGF-BB	M10-125S	Mouse PDGF-BB [E. coli]	2	75
PDGF-BB	M10-125	Mouse PDGF-BB [E. coli]	10	170
PDGF-BB	102-P78	Anti-Human PDGF-BB [Rabbit]	100	235
PDGF-C	103-M451	Anti-Mouse PDGF-C [Rat]	100	250
PDGF-CC	100-354S	Human PDGF-CC [E. coli]	5	75
PDGF-CC	100-354	Human PDGF-CC [E. coli]	20	170
PDGFR-alpha	101-M42	Anti-Human PDGFR-alpha [Mouse]	100	250
PDGFR-alpha	103-M43	Anti-Mouse PDGFR-alpha [Rat]	100	250
PDGFR-beta	101-M43	Anti-Human PDGFR-beta [Mouse]	100	250
PDGFR-beta	101-M43A	Anti-Human PDGFR-beta [Mouse]	100	250
PDGFR-beta	103-M44	Anti-Mouse PDGFR-beta [Rat]	100	250
PD-L2	101-M604	Anti-Human PD-L2 [Mouse]	100	250
PEDF	100-355S	Human PEDF [E. coli]	5	75
PEDF	100-355	Human PEDF [E. coli]	20	170
Pentraxin-3	103-M452	Anti-Mouse Pentraxin-3 [Rat]	100	250
Pentraxin-3	101-M605	Anti-Human Pentraxin-3 [Mouse]	100	250
Pentraxin-3	103-M49	Anti-Mouse Pentraxin-3 [Rat]	100	250
Persephin	103-M453	Anti-Mouse Persephin [Rat]	100	250
Persephin (PSP)	100-120S	Human Persephin (PSP) [E. coli]	5	75
Persephin (PSP)	100-120	Human Persephin (PSP) [E. coli]	20	170
Persephin (PSP)	M10-126S	Mouse Persephin (PSP) [E. coli]	5	75
Persephin (PSP)	M10-126	Mouse Persephin (PSP) [E. coli]	20	170
Persephin (PSP)	102-P247	Anti-Human Persephin (PSP) [Rabbit]	100	235
PF-4	102-P79	Anti-Human PF-4 [Rabbit]	100	235
PF-4 (CXCL4)	100-093S	Human PF-4 (CXCL4) [E. coli]	5	75
PF-4 (CXCL4)	100-093	Human PF-4 (CXCL4) [E. coli]	20	170
PF-4 (CXCL4)	M10-230S	Mouse PF-4 (CXCL4) [E. coli]	5	75
PF-4 (CXCL4)	M10-230	Mouse PF-4 (CXCL4) [E. coli]	20	170
PIN	101-M606	Anti-Human PIN [Mouse]	100	250
Plasminogen Kringle 5	103-M454	Anti-Mouse Plasminogen Kringle 5 [Rat]	100	250
Pleiotrophin	100-094S	Human Pleiotrophin [E. coli]	5	75
Pleiotrophin	100-094	Human Pleiotrophin [E. coli]	20	170
P1fr	103-M455	Anti-Mouse P1fr [Rat]	100	250
PIGF	101-M03	Anti-Human PIGF [Mouse]	100	250
PIGF	103-M03	Anti-Mouse PIGF [Rat]	100	250

Product Name	Cat.-Number	Description [Source]	Size [µg]	Price [EUR]
PIGF	M30-019S	Mouse PIGF [Insect cells]	2	80
PIGF	M30-019	Mouse PIGF [Insect cells]	5	160
PIGF	M30-020	Mouse PIGF [Insect cells]	20	390
PIGF	R20-061S	Rat PIGF [Insect cells]	2	80
PIGF	R20-061	Rat PIGF [Insect cells]	5	160
PIGF	R20-062	Rat PIGF [Insect cells]	20	390
PIGF	102-P248	Anti-Human PIGF [Rabbit]	100	235
PIGF	103-PA04AG	Anti-Mouse PIGF [Rabbit]	50	210
PIGF	103-PA04S	Anti-Mouse PIGF [Rabbit]	100	175
PIGF	103-PA04	Anti-Mouse PIGF [Rabbit]	200	290
PIGF	104-PA04AG	Anti-Rat PIGF [Rabbit]	50	210
PIGF	104-PA04S	Anti-Rat PIGF [Rabbit]	100	175
PIGF	104-PA04	Anti-Rat PIGF [Rabbit]	200	290
PIGF	101-M67	Anti-Human PIGF [Mouse]	100	230
PIGF	101-MBi67	Anti-Human PIGF [Mouse]	50	230
PIGF	101-M69	Anti-Human PIGF [Mouse]	100	230
PIGF	102-PABi04	Anti-Human PIGF (native) [Rabbit]	50	210
PIGF	102-PA04AG	Anti-Human PIGF (native) [Rabbit]	50	185
PIGF	102-PA04S	Anti-Human PIGF (native) [Rabbit]	100	150
PIGF	102-PA04	Anti-Human PIGF (native) [Rabbit]	200	225
PIGF	102-PA01S	Anti-Human PIGF (Peptide) [Rabbit]	100	150
PIGF	102-PA01	Anti-Human PIGF (Peptide) [Rabbit]	200	225
PIGF, blocking	mP1002r-m	Anti-Mouse PIGF, blocking antibody [Rat]	200	520
PIGF-1	300-015S	Human PIGF-1 [Insect cells]	2	80
PIGF-1	300-015	Human PIGF-1 [Insect cells]	5	160
PIGF-1	300-016	Human PIGF-1 [Insect cells]	20	390
PIGF-1/His	300-017S	Human PIGF-1/His [Insect cells]	2	70
PIGF-1/His	300-017	Human PIGF-1/His [Insect cells]	5	130
PIGF-1/His	300-018	Human PIGF-1/His [Insect cells]	20	340
PIGF-2	300-019S	Human PIGF-2 [Insect cells]	2	80
PIGF-2	300-019	Human PIGF-2 [Insect cells]	5	160
PIGF-2	300-020	Human PIGF-2 [Insect cells]	20	390
PIGF-2	101-M65	Anti-Human PIGF-2 [Mouse]	100	250
PIGF-3	100-370S	Human PIGF-3 [E. coli]	5	75
PIGF-3	100-370	Human PIGF-3 [E. coli]	25	170
Podocalyxin	101-M142	Anti-Human Podocalyxin [Mouse]	100	250
Podoplanin	101-M40-FITC	Anti-Human Podoplanin [Mouse]	50	230
Podoplanin	101-M40-PE	Anti-Human Podoplanin [Mouse]	50	230
Podoplanin	101-M40S-FITC	Anti-Human Podoplanin [Mouse]	25	135
Podoplanin	101-M40S-PE	Anti-Human Podoplanin [Mouse]	25	135
Podoplanin	102-PA40AG	Anti-Human Podoplanin [Rabbit]	50	185
Podoplanin	102-PA40	Anti-Human Podoplanin [Rabbit]	200	290
Podoplanin	103-PA40S	Anti-Mouse Podoplanin [Rabbit]	100	175
Podoplanin	103-PA40	Anti-Mouse Podoplanin [Rabbit]	200	290
Podoplanin	101-MBi40	Anti-Human Podoplanin [Mouse]	50	230
Podoplanin	103-MBi40	Anti-Mouse Podoplanin [Hamster]	50	230
Podoplanin	101-M40	Anti-Human Podoplanin [Mouse]	100	250
Podoplanin	101-M41	Anti-Human Podoplanin [Mouse]	100	230
Podoplanin	103-M40	Anti-Mouse Podoplanin [Hamster]	100	250
Podoplanin	102-PA40S	Anti-Human Podoplanin [Rabbit]	100	175
Podoplanin	104-M40	Anti-Rat Podoplanin [Mouse]	100	230
Podoplanin	S01-046	Human Podoplanin, soluble [E. coli]	5	70
Podoplanin	S01-M46	Mouse Podoplanin, soluble [E. coli]	5	70
Podoplanin	S01-R46	Rat Podoplanin, soluble [E. coli]	5	70
PRAME	400-016	Human PRAME [E. coli]	20	110
PRAME	102-PA28S	Anti-Human PRAME [Rabbit]	100	175
PRAME	102-PA28	Anti-Human PRAME [Rabbit]	200	290
Pref-1	101-M607	Anti-Human Pref-1 [Mouse]	100	250
Presenilin-1	101-M608	Anti-Human Presenilin-1 [Mouse]	100	250
Presenilin-2	101-M609	Anti-Human Presenilin-2 [Mouse]	100	250
Progranulin	103-M508	Anti-mouse Progranulin [Rat]	100	250
Progranulin	103-M53	Anti-mouse Progranulin [Rat]	100	250
Prokineticin-2	100-272S	Human Prokineticin-2 [E. coli]	5	75
Prokineticin-2	100-272	Human Prokineticin-2 [E. coli]	20	170

Product Name	Cat.-Number	Description [Source]	Size [µg]	Price [EUR]
Prolactin	101-M610	Anti-Human Prolactin [Mouse]	100	250
Prolactin	103-M456	Anti-Mouse Prolactin [Rat]	100	250
Prolactin	100-273S	Human Prolactin [E. coli]	10	75
Prolactin	100-273	Human Prolactin [E. coli]	50	170
Prolactin	M10-127S	Mouse Prolactin [E. coli]	10	75
Prolactin	M10-127	Mouse Prolactin [E. coli]	50	170
Prolactin	R20-051S	Rat Prolactin [E. coli]	10	75
Prolactin	R20-051	Rat Prolactin [E. coli]	50	170
Prolactin R	101-M611	Anti-Human Prolactin R [Mouse]	100	250
Prox-1	102-PA32AG	Anti-Human Prox-1 [Rabbit]	50	210
Prox-1	102-PABi32	Anti-Human Prox-1 [Rabbit]	50	250
Prox-1	102-PA32	Anti-Human Prox-1 [Rabbit]	200	250
Prox-1	102-PA32S	Anti-Human Prox-1 [Rabbit]	100	175
Prox-1	300-052	Human Prox-1 (fragment) [E. coli]	5	110
P-Selectin	103-M457	Anti-Mouse P-Selectin [Rat]	100	250
PTHrP	100-275S	Human PTHrP [E. coli]	10	75
PTHrP	100-275	Human PTHrP [E. coli]	50	170
RAGE	103-M268	Anti-Mouse RAGE [Rat]	100	250
RAGE	101-M612	Anti-Human RAGE [Mouse]	100	250
RANK Receptor	102-P206	Anti-Human RANK Receptor [Rabbit]	100	235
RANK Receptor	100-117S	Human RANK Receptor, soluble [E. coli]	20	75
RANK Receptor	100-117	Human RANK Receptor, soluble [E. coli]	100	170
RANKL	102-P205G	Anti-Human RANKL [Goat]	100	235
RANKL	102-P204	Anti-Human RANKL [Rabbit]	100	235
RANKL	103-P71	Anti-Mouse RANKL [Rabbit]	100	235
RANKL	101-M82	Anti-Human RANKL [Mouse]	500	250
RANKL	100-276S	Human RANKL, soluble [E. coli]	2	75
RANKL	100-276	Human RANKL, soluble [E. coli]	10	170
RANKL	100-156S	Human RANKL, soluble [CHO cells]	2	75
RANKL	100-156	Human RANKL, soluble [CHO cells]	10	170
RANKL	M10-083S	Mouse RANKL, soluble [CHO cells]	2	75
RANKL	M10-083	Mouse RANKL, soluble [CHO cells]	10	170
RANKL	M10-080S	Mouse RANKL, soluble [E. coli]	2	75
RANKL	M10-080	Mouse RANKL, soluble [E. coli]	10	170
RANKL	R20-020S	Rat RANKL, soluble [E. coli]	2	75
RANKL	R20-020	Rat RANKL, soluble [E. coli]	10	170
RANTES	101-M16	Anti-Human RANTES [Mouse]	500	250
RANTES	102-P80	Anti-Human RANTES [Rabbit]	100	235
RANTES	103-P32	Anti-Mouse RANTES [Rabbit]	100	235
RANTES	104-P10	Anti-Rat RANTES [Rabbit]	100	235
RANTES (CCL 5)	100-095S	Human RANTES (CCL 5) [E. coli]	5	75
RANTES (CCL 5)	100-095	Human RANTES (CCL 5) [E. coli]	20	170
RANTES (CCL 5)	M10-038S	Mouse RANTES (CCL 5) [E. coli]	5	75
RANTES (CCL 5)	M10-038	Mouse RANTES (CCL 5) [E. coli]	20	170
RANTES (CCL 5)	R20-012S	Rat RANTES (CCL 5) [E. coli]	5	75
RANTES (CCL 5)	R20-012	Rat RANTES (CCL 5) [E. coli]	20	170
Reelin	103-M54	Anti-Mouse Reelin [Rat]	100	250
Reg II	103-M459	Anti-Mouse Reg II [Rat]	100	250
Reg IV	101-M615	Anti-Human Reg IV [Mouse]	100	250
Relaxin-2	100-113S	Human Relaxin-2 [E. coli]	5	75
Relaxin-2	100-113	Human Relaxin-2 [E. coli]	25	170
Relaxin-3	101-M617	Anti-Human Relaxin-3 [Mouse]	100	250
Relaxin-3	100-356S	Human Relaxin-3 [E. coli]	5	75
Relaxin-3	100-356	Human Relaxin-3 [E. coli]	25	170
RELM alpha	103-M460	Anti-Mouse RELM alpha [Rat]	100	250
RELM alpha	M10-081S	Mouse RELM alpha [E. coli]	5	75
RELM alpha	M10-081	Mouse RELM alpha [E. coli]	25	170
RELM alpha	103-P80	Anti-Mouse RELM alpha [Rabbit]	100	235
RELM beta	100-279S	Human RELM beta [E. coli]	5	75
RELM beta	100-279	Human RELM beta [E. coli]	25	170
RELM beta	M10-082S	Mouse RELM beta [E. coli]	5	75
RELM beta	M10-082	Mouse RELM beta [E. coli]	25	170
RELM beta	102-P249	Anti-Human RELM beta [Rabbit]	100	235
RELM beta	103-P50	Anti-Mouse RELM beta [Rabbit]	100	235

Product Name	Cat.-Number	Description [Source]	Size [µg]	Price [EUR]
RELM gamma	M10-053S	Mouse RELM gamma [E. coli]	5	75
RELM gamma	M10-053	Mouse RELM gamma [E. coli]	25	170
Resistin	101-M170	Anti-Human Resistin [Mouse]	500	250
Resistin	101-M618	Anti-Human Resistin [Mouse]	100	250
Resistin	103-M461	Anti-Mouse Resistin [Rat]	100	250
Resistin	100-280S	Human Resistin [E. coli]	5	75
Resistin	100-280	Human Resistin [E. coli]	25	170
Resistin	M10-084S	Mouse Resistin [E. coli]	5	75
Resistin	M10-084	Mouse Resistin [E. coli]	25	170
Resistin	R20-054S	Rat Resistin [E. coli]	5	75
Resistin	R20-054	Rat Resistin [E. coli]	25	170
Resistin	102-P92G	Anti-Human Resistin [Goat]	100	235
Resistin	103-P51G	Anti-Mouse Resistin [Goat]	100	235
Ret	103-M192	Anti-Mouse Ret [Rat]	100	250
Ret	101-M619	Anti-Human Ret [Mouse]	100	250
ROBO1	101-M730	Anti-Human ROBO1 [Mouse]	100	250
ROR1	S01-048S	Human ROR1, soluble [CHO cells]	20	75
ROR1	S01-048	Human ROR1, soluble [CHO cells]	100	170
ROR2	101-M620	Anti-Human ROR2 [Mouse]	100	250
ROR2	102-PA143S	Anti-Human ROR2 [Rabbit]	100	175
ROR2	102-PA143	Anti-Human ROR2 [Rabbit]	200	290
ROR2	S01-074S	Human ROR2, soluble [Insect cells]	2	170
ROR2	S01-074	Human ROR2, soluble [Insect cells]	10	350
R-Spondin-1	100-130S	Human R-Spondin-1 [CHO cells]	5	75
R-Spondin-1	100-130	Human R-Spondin-1 [CHO cells]	20	170
R-Spondin-1	M10-004S	Mouse R-Spondin-1 [CHO cells]	5	75
R-Spondin-1	M10-004	Mouse R-Spondin-1 [CHO cells]	20	170
R-Spondin-2	100-426S	Human R-Spondin-2 [CHO cells]	5	75
R-Spondin-2	100-426	Human R-Spondin-2 [CHO cells]	20	170
R-Spondin-3	100-427S	Human R-Spondin-3 [CHO cells]	5	75
R-Spondin-3	100-427	Human R-Spondin-3 [CHO cells]	20	170
SCF	101-M621	Anti-Human SCF [Mouse]	100	250
SCF	100-097S	Human SCF [E. coli]	2	55
SCF	100-097	Human SCF [E. coli]	10	135
SCF	100-097-SC	Human SCF [E. coli]	50	290
SCF	400-013S	Human SCF [Insect cells]	2	65
SCF	400-013	Human SCF [Insect cells]	5	120
SCF	400-014	Human SCF [Insect cells]	20	320
SCF	400-014-SC	Human SCF [Insect cells]	50	425
SCF	M30-010S	Mouse SCF [E. coli]	2	55
SCF	M30-010	Mouse SCF [E. coli]	10	135
SCF	M30-011	Mouse SCF [E. coli]	50	290
SCF	R20-040S	Rat SCF [E. coli]	2	75
SCF	R20-040	Rat SCF [E. coli]	10	170
SCF	102-P81G	Anti-Human SCF [Goat]	100	235
SCF	102-P81	Anti-Human SCF [Rabbit]	100	235
SCF	103-PA08AG	Anti-Mouse SCF [Rabbit]	50	210
SCF	103-P33	Anti-Mouse SCF [Rabbit]	100	235
SCF	103-PA08S	Anti-Mouse SCF [Rabbit]	100	175
SCF	103-PA08	Anti-Mouse SCF [Rabbit]	200	290
SCF	104-P30	Anti-Rat SCF [Rabbit]	100	235
SCF	101-M83	Anti-Human SCF [Mouse]	500	250
SCF-R	103-M194	Anti-Mouse SCF-R [Rat]	100	250
SCF-R	101-M622	Anti-Human SCF-R [Mouse]	100	250
SCGF	101-M623	Anti-Human SCGF [Mouse]	100	250
SCGF-alpha	100-098S	Human SCGF-alpha [E. coli]	2	75
SCGF-alpha	100-098	Human SCGF-alpha [E. coli]	10	170
SCGF-beta	100-096S	Human SCGF-beta [E. coli]	2	75
SCGF-beta	100-096	Human SCGF-beta [E. coli]	10	170
SCGF-beta	102-P150G	Anti-Human SCGF-beta [Goat]	100	235
Sclerostin	103-M270	Anti-Mouse Sclerostin [Rat]	100	250
SDF-1 alpha	102-P82	Anti-Human SDF-1 alpha [Rabbit]	100	235
SDF-1 alpha	103-P34G	Anti-Mouse SDF-1 alpha [Goat]	100	235
SDF-1 alpha (CXCL12)	100-099S	Human SDF-1 alpha (CXCL12) [E. coli]	2	75

Product Name	Cat.-Number	Description [Source]	Size [µg]	Price [EUR]
SDF-1 alpha (CXCL12)	100-099	Human SDF-1 alpha (CXCL12) [E. coli]	10	170
SDF-1 alpha (CXCL12)	M10-040S	Mouse SDF-1 alpha (CXCL12) [E. coli]	2	75
SDF-1 alpha (CXCL12)	M10-040	Mouse SDF-1 alpha (CXCL12) [E. coli]	10	170
SDF-1 alpha (CXCL12)	R20-052S	Rat SDF-1 alpha (CXCL12) [E. coli]	2	75
SDF-1 alpha (CXCL12)	R20-052	Rat SDF-1 alpha (CXCL12) [E. coli]	10	170
SDF-1 beta	102-P83G	Anti-Human SDF-1 beta [Goat]	100	235
SDF-1 beta (CXCL12)	100-100S	Human SDF-1 beta (CXCL12) [E. coli]	2	75
SDF-1 beta (CXCL12)	100-100	Human SDF-1 beta (CXCL12) [E. coli]	10	170
SDF-1 beta (CXCL12)	M10-085S	Mouse SDF-1 beta (CXCL12) [E. coli]	2	75
SDF-1 beta (CXCL12)	M10-085	Mouse SDF-1 beta (CXCL12) [E. coli]	10	170
SDF-1 beta (CXCL12)	R20-056S	Rat SDF-1 beta (CXCL12) [E. coli]	2	75
SDF-1 beta (CXCL12)	R20-056	Rat SDF-1 beta (CXCL12) [E. coli]	10	170
Semaphorin 3A	100-151S	Human Semaphorin 3A [CHO cells]	5	75
Semaphorin 3A	100-151	Human Semaphorin 3A [CHO cells]	25	170
Semaphorin 3C	103-M462	Anti-Mouse Semaphorin 3C [Rat]	100	250
Semaphorin 3C	101-M721	Anti-human Semaphorin 3C [Rat]	100	250
Semaphorin 6A	103-M463	Anti-Mouse Semaphorin 6A [Rat]	100	250
Semaphorin 6A	101-M624	Anti-Human Semaphorin 6A [Mouse]	100	250
Semaphorin 6B	103-M464	Anti-Mouse Semaphorin 6B [Rat]	100	250
Semaphorin 6B	101-M722	Anti-Human Semaphorin 6B [Mouse]	100	250
Semaphorin 6C	101-M625	Anti-Human Semaphorin 6C [Mouse]	100	250
Semaphorin 6C	103-M465	Anti-Mouse Semaphorin 6C [Rat]	100	250
Semaphorin 7A	101-M626	Anti-Human Semaphorin 7A [Rat]	100	250
Semaphorin 7A	103-M466	Anti-Mouse Semaphorin 7A [Rat]	100	250
Serpin A1	101-M627	Anti-Human Serpin A1 [Mouse]	100	250
Serpin A3	101-M628	Anti-Human Serpin A3 [Mouse]	100	250
Serpin C1	103-M468	Anti-Mouse Serpin C1 [Rat]	100	250
Serpin E2	103-M469	Anti-Mouse Serpin E2 [Rat]	100	250
Serpin F1	103-M470	Anti-Mouse Serpin F1 [Rat]	100	250
Serpin F2	103-M471	Anti-Mouse Serpin F2 [Rat]	100	250
SF-20	M10-092S	Mouse SF-20 [E. coli]	2	75
SF-20	M10-092	Mouse SF-20 [E. coli]	10	170
SF-20	103-P81	Anti-Mouse SF-20 [Rabbit]	100	235
SIGIRR	101-M629	Anti-Human SIGIRR [Mouse]	100	250
SIGIRR	103-M472	Anti-Mouse SIGIRR [Rat]	100	250
Siglec-3	101-M631	Anti-Human Siglec-3 [Mouse]	100	250
Siglec-5-14	101-M630	Anti-Human Siglec-5-14 [Mouse]	100	250
Siglec-5-14	101-M632	Anti-Human Siglec-5-14 [Mouse]	100	250
Siglec-9	101-M634	Anti-Human Siglec-9 [Mouse]	100	250
Siglec-E	103-M69	Anti-Mouse Siglec-E [Rat]	100	250
Siglec-F	103-M473	Anti-Mouse Siglec-F [Rat]	100	250
SIGNR-4	103-M474	Anti-Mouse SIGNR-4 [Rat]	100	250
SLAM	101-M635	Anti-Human SLAM [Mouse]	100	250
Slit2-N	100-357S	Human Slit2-N [HEK 293 cells]	5	75
Slit2-N	100-357	Human Slit2-N [HEK 293 cells]	25	170
SLPI	101-M636	Anti-Human SLPI [Mouse]	100	250
SMCY/JARID1D	300-064	Human SMCY/JARID1D [E. coli]	25	250
SMCY/JARID1D	102-PA86S	Anti-Human SMCY/JARID1D [Rabbit]	100	175
SMCY/JARID1D	102-PA86	Anti-Human SMCY/JARID1D [Rabbit]	200	290
SNCA	101-M637	Anti-Human SNCA [Mouse]	100	250
Soggy-1	101-M638	Anti-Human Soggy-1 [Mouse]	100	250
Soggy-1	103-M475	Anti-Mouse Soggy-1 [Rat]	100	250
Sonic Hedgehog	103-M476	Anti-Mouse Sonic Hedgehog [Rat]	100	250
Sonic Hedgehog	100-153S	Human Sonic Hedgehog [E. coli]	5	75
Sonic Hedgehog	100-153	Human Sonic Hedgehog [E. coli]	25	170
Sonic Hedgehog	M10-057S	Mouse Sonic Hedgehog [E. coli]	5	75
Sonic Hedgehog	M10-057	Mouse Sonic Hedgehog [E. coli]	25	170
Sonic Hedgehog	103-M269	Anti-Mouse Shh C terminal [Rat]	100	250
SOST	101-M639	Anti-Human SOST [Mouse]	100	250
Sox2	100-358S	Human Sox2 [E. coli]	5	75
Sox2	100-358	Human Sox2 [E. coli]	25	170
Sox2-TAT	100-152S	Human Sox2-TAT [E. coli]	5	75
Sox2-TAT	100-152	Human Sox2-TAT [E. coli]	25	170
SPARC	103-M271	Anti-Mouse SPARC [Rat]	100	250

Product Name	Cat.-Number	Description [Source]	Size [µg]	Price [EUR]
SPARC	101-M640	Anti-Human SPARC [Mouse]	100	250
SPARC/Osteonectin	100-399S	Human SPARC/Osteonectin [CHO cells]	10	75
SPARC/Osteonectin	100-399	Human SPARC/Osteonectin [CHO cells]	50	170
Spinesin	101-M641	Anti-Human Spinesin [Mouse]	100	250
SRY	B30-001	Bovine SRY [E. coli]	10	250
SRY	105-PA02S	Anti-Bovine SRY [Rabbit]	100	175
SRY	105-PA02	Anti-Bovine SRY [Rabbit]	200	290
ST2	101-M642	Anti-Human ST2 [Mouse]	100	250
ST2	103-M72	Anti-Mouse ST2 [Rat]	100	250
Stabilin-1	101-M742	Anti-Human Stabilin-1 [Mouse]	100	250
Stem Cell Antigen 1	103-M477	Anti-Mouse Stem Cell Antigen 1/Sca-1 [Rat]	100	250
TAC1	102-P94G	Anti-Human TAC1 [Goat]	100	235
TAC1 (TNFRSF13B)	100-285S	Human TAC1 (TNFRSF13B) [E. coli]	5	75
TAC1 (TNFRSF13B)	100-285	Human TAC1 (TNFRSF13B) [E. coli]	20	170
TAF2-2	100-359S	Human TAF2-2 [E. coli]	5	75
TAF2-2	100-359	Human TAF2-2 [E. coli]	20	170
TARC	102-P84	Anti-Human TARC [Rabbit]	100	235
TARC (CCL17)	100-101S	Human TARC (CCL17) [E. coli]	5	75
TARC (CCL17)	100-101	Human TARC (CCL17) [E. coli]	20	170
TCCR	101-M643	Anti-Human TCCR [Mouse]	100	250
TECK	102-P85	Anti-Human TECK [Rabbit]	100	235
TECK	101-M84	Anti-Human TECK [Mouse]	500	250
TECK (CCL25)	100-102S	Human TECK (CCL25) [E. coli]	5	75
TECK (CCL25)	100-102	Human TECK (CCL25) [E. coli]	20	170
Tetranectin	101-M715	Anti-Human Tetranectin [Mouse]	100	250
TFF-1	100-288S	Human TFF-1 [E. coli]	5	75
TFF-1	100-288	Human TFF-1 [E. coli]	20	170
TFF-1	M10-242S	Mouse TFF-1 [E. coli]	5	75
TFF-1	M10-242	Mouse TFF-1 [E. coli]	20	170
TFF-2	100-289S	Human TFF-2 [E. coli]	5	75
TFF-2	100-289	Human TFF-2 [E. coli]	20	170
TFF-2	M10-243S	Mouse TFF-2 [E. coli]	5	75
TFF-2	M10-243	Mouse TFF-2 [E. coli]	20	170
TFF-3	100-290S	Human TFF-3 [E. coli]	5	75
TFF-3	100-290	Human TFF-3 [E. coli]	20	170
TFPI-2	101-M749	Anti-Human TFPI-2 [Mouse]	100	250
TGF beta R2	101-M178	Anti-Human TGF beta R2 [Mouse]	100	250
TGF beta R2	103-M273	Anti-Mouse TGF beta R2 [Rat]	100	250
TGF beta R3	101-M179	Anti-Human TGF beta R3 [Mouse]	100	250
TGF-alpha	100-103S	Human TGF-alpha [E. coli]	20	75
TGF-alpha	100-103	Human TGF-alpha [E. coli]	100	170
TGF-alpha	102-P86	Anti-Human TGF-alpha [Rabbit]	100	235
TGF-beta1	300-023S	Human TGF-beta1 [CHO cells]	2	75
TGF-beta1	300-023	Human TGF-beta1 [CHO cells]	10	170
TGF-beta1	101-M85	Anti-Human TGF-beta1 [Mouse]	500	250
TGF-beta2	100-105S	Human TGF-beta2 [Insect cells]	2	75
TGF-beta2	100-105	Human TGF-beta2 [Insect cells]	10	170
TGF-beta2	101-M723	Anti-Human TGF-beta2 [Mouse]	100	250
TGF-beta3	102-P50	Anti-Human TGF-beta3 [Rabbit]	100	235
TGF-beta3	100-107S	Human TGF-beta3 [E. coli]	2	75
TGF-beta3	100-107	Human TGF-beta3 [E. coli]	10	170
TGFR-1 (ALK-1)	101-M95	Anti-Human TGFR-1 (ALK-1) [Mouse]	100	250
Thrombomodulin	S01-062S	Human Thrombomodulin [HEK 293 cells]	2	75
Thrombomodulin	S01-062	Human Thrombomodulin [HEK 293 cells]	10	170
Thrombopoietin	101-M647	Anti-Human Thrombopoietin [Mouse]	100	250
Thrombopoietin	102-P53	Anti-Human Thrombopoietin [Rabbit]	100	235
Thrombospondin-2	101-M646	Anti-Human Thrombospondin-2 [Mouse]	100	250
Thymopoietin	101-M648	Anti-Human Thymopoietin [Mouse]	100	250
Thymosin-beta4	100-428S	Human Thymosin-beta4 [E. coli]	20	75
Thymosin-beta4	100-428	Human Thymosin-beta4 [E. coli]	100	170
TIE-1	101-M47	Anti-Human TIE-1 [Mouse]	100	250
TIE-1	101-M48	Anti-Human TIE-1 [Mouse]	100	230
TIE-1	103-PA110S	Anti-Mouse TIE-1 [Rabbit]	100	175
TIE-1	103-PA110	Anti-Mouse TIE-1 [Rabbit]	200	290

Product Name	Cat.-Number	Description [Source]	Size [µg]	Price [EUR]
TIE-1	101-MBi48	Anti-Human TIE-1 [Mouse]	50	230
TIE-1	101-M46	Anti-Human TIE-1 [Mouse]	100	230
TIE-1	S01-M41	Mouse TIE-1, soluble [Insect cells]	10	100
TIE-1	S01-M42	Mouse TIE-1, soluble [Insect cells]	50	285
TIE-1/Fc	SFC-011	Human TIE-1/Fc Chimera, soluble [Insect cells]	20	100
TIE-1/Fc	SFC-012	Human TIE-1/Fc Chimera, soluble [Insect cells]	100	285
TIE-1/Fc	SFC-031	Mouse TIE-1/Fc Chimera, soluble [CHO cells]	20	100
TIE-1/Fc	SFC-032	Mouse TIE-1/Fc Chimera, soluble [CHO cells]	100	285
TIE-2	101-M50	Anti-Human TIE-2 [Mouse]	100	230
TIE-2	101-M52	Anti-Human TIE-2 [Mouse]	100	230
TIE-2	101-M55	Anti-Human TIE-2 [Mouse]	100	250
TIE-2	102-PA111S	Anti-Human TIE-2 [Rabbit]	100	175
TIE-2	102-PA111	Anti-Human TIE-2 [Rabbit]	200	290
TIE-2	103-PA111S	Anti-Mouse TIE-2 [Rabbit]	100	175
TIE-2	103-PA111	Anti-Mouse TIE-2 [Rabbit]	200	290
TIE-2	103-M55	Anti-Mouse TIE-2 [Rat]	100	250
TIE-2	101-MBi50	Anti-Human TIE-2 [Mouse]	50	230
TIE-2	101-MBi52	Anti-Human TIE-2 [Mouse]	50	230
TIE-2	101-MBi54	Anti-Human TIE-2 [Mouse]	50	230
TIE-2	101-M54	Anti-Human TIE-2 [Mouse]	100	230
TIE-2 ELISA	BMS2042	Human TIE-2 ELISA	96well	475
TIE-2, agonistic	mT1002r-m	Anti-Mouse TIE-2, agonistic [Rat]	200	520
TIE-2	S01-043	Human TIE-2, soluble [Insect cells]	10	100
TIE-2	S01-044	Human TIE-2, soluble [Insect cells]	50	285
TIE-2	S01-M43	Mouse TIE-2, soluble [Insect cells]	10	100
TIE-2	S01-M44	Mouse TIE-2, soluble [Insect cells]	50	285
TIE-2/Fc	SFC-013	Human TIE-2/Fc Chimera, soluble [Insect cells]	20	100
TIE-2/Fc	SFC-014	Human TIE-2/Fc Chimera, soluble [Insect cells]	100	285
TIE-2/Fc	SFC-033	Mouse TIE-2/Fc Chimera, soluble [CHO cells]	20	100
TIE-2/Fc	SFC-034	Mouse TIE-2/Fc Chimera, soluble [CHO cells]	100	285
TIE-2-FITC	10HM54-FITC	Anti-Human TIE-2-FITC [Mouse]	50	230
TIE-2-FITC	10HM54S-FITC	Anti-Human TIE-2-FITC [Mouse]	25	135
TIE-2-PE	101-M54-PE	Anti-Human TIE-2-PE [Mouse]	50	230
TIE-2-PE	101-M54S-PE	Anti-Human TIE-2-PE [Mouse]	25	135
TIGAR	100-429S	Human TIGAR [E. coli]	5	75
TIGAR	100-429	Human TIGAR [E. coli]	25	170
TIGAR-TAT	100-138S	Human TIGAR-TAT [E. coli]	5	75
TIGAR-TAT	100-138	Human TIGAR-TAT [E. coli]	25	170
TIM-1	101-M649	Anti-Human TIM-1 [Mouse]	100	250
TIM-1	103-M274	Anti-Mouse TIM-1 [Rat]	100	250
TIM-2	103-M275	Anti-Mouse TIM-2 [Rat]	100	250
TIM-3	103-M276	Anti-Mouse TIM-3 [Rat]	100	250
TIMP-1	101-M123	Anti-Human TIMP-1 [Mouse]	100	250
TIMP-1	103-M277	Anti-Mouse TIMP-1 [Rat]	100	250
TIMP-1	102-P252	Anti-Human TIMP-1 [Rabbit]	100	250
TIMP-1	100-430S	Human TIMP-1 [E. coli]	2	75
TIMP-1	100-430	Human TIMP-1 [E. coli]	10	170
TIMP-2	101-M124	Anti-Human TIMP-2 [Mouse]	100	250
TIMP-2	100-431S	Human TIMP-2 [E. coli]	2	75
TIMP-2	100-431	Human TIMP-2 [E. coli]	10	170
TIMP-3	101-M125	Anti-Human TIMP-3 [Mouse]	100	250
TIMP-4	101-M126	Anti-Human TIMP-4 [Mouse]	100	250
Tissue factor (TF1)	100-158S	Human Tissue factor (TF1) [CHO cells]	2	75
Tissue factor (TF1)	100-158	Human Tissue factor (TF1) [CHO cells]	10	170
TL-1A	102-P253	Anti-Human TL-1A [Rabbit]	100	235
TL-1A	100-294S	Human TL-1A [E. coli]	5	75
TL-1A	100-294	Human TL-1A [E. coli]	20	170
TLR-3	100-360S	Human TLR-3 [HEK 293 cells]	5	75
TLR-3	100-360	Human TLR-3 [HEK 293 cells]	25	170
TMEFF1	101-M650	Anti-Human TMEFF1 [Mouse]	100	250
TNF R1	103-M132	Anti-Mouse TNF R1 [Armenian Hamster]	100	250
TNF R2	103-M134	Anti-Mouse TNF R2 [Armenian Hamster]	100	250
TNF receptor type I	100-118S	Human TNF receptor type I, soluble [E. coli]	5	75
TNF receptor type I	100-118	Human TNF receptor type I, soluble [E. coli]	20	170

Product Name	Cat.-Number	Description [Source]	Size [µg]	Price [EUR]
TNF receptor type I	102-P95	Anti-Human TNF receptor type I [Rabbit]	100	235
TNF receptor type II	102-P96	Anti-Human TNF receptor type II [Rabbit]	100	235
TNF receptor type II	100-119S	Human TNF receptor type II, soluble [E. coli]	5	75
TNF receptor type II	100-119	Human TNF receptor type II, soluble [E. coli]	20	170
TNF-alpha	101-M17	Anti-Human TNF-alpha [Mouse]	500	250
TNF-alpha	300-027	Human TNF-alpha [E. coli]	10	55
TNF-alpha	300-028	Human TNF-alpha [E. coli]	50	135
TNF-alpha	M10-041S	Mouse TNF-alpha [E. coli]	5	75
TNF-alpha	M10-041	Mouse TNF-alpha [E. coli]	20	170
TNF-alpha	P40-001	Porcine TNF-alpha [E. coli]	20	180
TNF-alpha	R20-013S	Rat TNF-alpha [E. coli]	5	75
TNF-alpha	R20-013	Rat TNF-alpha [E. coli]	20	170
TNF-alpha	103-P35G	Anti-Mouse TNF-alpha [Goat]	100	235
TNF-alpha	103-P35	Anti-Mouse TNF-alpha [Rabbit]	100	235
TNF-alpha	103-PA09S	Anti-Mouse TNF-alpha [Rabbit]	100	175
TNF-alpha	103-PA09	Anti-Mouse TNF-alpha [Rabbit]	200	290
TNF-alpha	104-P11	Anti-Rat TNF-alpha [Rabbit]	100	235
TNF-alpha	102-P87G	Anti-Human TNF-alpha [Goat]	100	235
TNF-alpha	102-P87	Anti-Human TNF-alpha [Rabbit]	100	235
TNF-beta	100-108S	Human TNF-beta [E. coli]	5	75
TNF-beta	100-108	Human TNF-beta [E. coli]	20	170
TNF-beta	102-P88	Anti-Human TNF-beta [Rabbit]	100	235
TNFRSF1A	101-M661	Anti-Human TNFRSF1A [Mouse]	100	250
TNFRSF1B	101-M662	Anti-Human TNFRSF1B [Mouse]	100	250
TNFRSF3	103-M485	Anti-Mouse TNFRSF3 [Rat]	100	250
TNFRSF3	101-M665	Anti-Human TNFRSF3 [Mouse]	100	250
TNFRSF6B	101-M666	Anti-Human TNFRSF6B [Mouse]	100	250
TNFRSF7	103-M486	Anti-Mouse TNFRSF7 [Rat]	100	250
TNFRSF7	101-M667	Anti-Human TNFRSF7 [Mouse]	100	250
TNFRSF8	103-M487	Anti-Mouse TNFRSF8 [Rat]	100	250
TNFRSF8	101-M668	Anti-Human TNFRSF8 [Mouse]	100	250
TNFRSF9	103-M488	Anti-Mouse TNFRSF9 [Rat]	100	250
TNFRSF9	101-M669	Anti-Human TNFRSF9 [Mouse]	100	250
TNFRSF10A	101-M651	Anti-Human TNFRSF10A [Mouse]	100	250
TNFRSF10B	103-M478	Anti-Mouse TNFRSF10B [Rat]	100	250
TNFRSF10B	101-M652	Anti-Human TNFRSF10B [Mouse]	100	250
TNFRSF10C	101-M653	Anti-Human TNFRSF10C [Mouse]	100	250
TNFRSF10D	101-M654	Anti-Human TNFRSF10D [Mouse]	100	250
TNFRSF11A	103-M479	Anti-Mouse TNFRSF11A [Rat]	100	250
TNFRSF11B	103-M480	Anti-Mouse TNFRSF11B [Rat]	100	250
TNFRSF11B	101-M655	Anti-Human TNFRSF11B [Mouse]	100	250
TNFRSF13B	103-M481	Anti-Mouse TNFRSF13B [Rat]	100	250
TNFRSF13B	101-M656	Anti-Human TNFRSF13B [Mouse]	100	250
TNFRSF13C	103-M490	Anti-Mouse TNFRSF13C [Rat]	100	250
TNFRSF14	101-M657	Anti-Human TNFRSF14 [Mouse]	100	250
TNFRSF17	103-M482	Anti-Mouse TNFRSF17 [Rat]	100	250
TNFRSF17	101-M658	Anti-Human TNFRSF17 [Rat]	100	250
TNFRSF18	103-M492	Anti-Mouse TNFRSF18 [Rat]	100	250
TNFRSF18	101-M659	Anti-Human TNFRSF18 [Mouse]	100	250
TNFRSF19L	101-M660	Anti-Human TNFRSF19L [Mouse]	100	250
TNFRSF25	101-M664	Anti-Human TNFRSF25 [Mouse]	100	250
TNFSF1A	103-M493	Anti-Mouse TNFSF1A [Rat]	100	250
TNFSF1A	101-M678	Anti-Human TNFSF1A [Mouse]	100	250
TNFSF1B	103-M494	Anti-Mouse TNFSF1B [Rat]	100	250
TNFSF1B	101-M679	Anti-Human TNFSF1B [Mouse]	100	250
TNFSF3	101-M680	Anti-Human TNFSF3 [Mouse]	100	250
TNFSF4	101-M681	Anti-Human TNFSF4 [Mouse]	100	250
TNFSF5	101-M682	Anti-Human TNFSF5 [Mouse]	100	250
TNFSF6	103-M495	Anti-Mouse TNFSF6 [Rat]	100	250
TNFSF6	101-M683	Anti-Human TNFSF6 [Mouse]	100	250
TNFSF8	103-M496	Anti-Mouse TNFSF8 [Rat]	100	250
TNFSF8	101-M684	Anti-Human TNFSF8 [Mouse]	100	250
TNFSF10	101-M671	Anti-Human TNFSF10 [Mouse]	100	250
TNFSF11	101-M672	Anti-Human TNFSF11 [Mouse]	100	250

Product Name	Cat.-Number	Description [Source]	Size [µg]	Price [EUR]
TNFSF12	101-M673	Anti-Human TNFSF12 [Mouse]	100	250
TNFSF13B	101-M675	Anti-Human TNFSF13B [Mouse]	100	250
TNFSF14	101-M676	Anti-Human TNFSF14 [Mouse]	100	250
TNFSF18	101-M677	Anti-Human TNFSF18 [Mouse]	100	250
Toll-like Receptor 2	103-M278	Anti-Mouse Toll-like Receptor 2 (TLR2) [Rat]	100	250
TPO	100-109S	Human TPO [E. coli]	2	55
TPO	100-109	Human TPO [E. coli]	10	135
TPO	100-109-SC	Human TPO [E. coli]	50	395
TPO	M10-087S	Mouse TPO [E. coli]	2	75
TPO	M10-087	Mouse TPO [E. coli]	10	170
TPO	R20-058S	Rat TPO [E. coli]	2	75
TPO	R20-058	Rat TPO [E. coli]	10	170
TPO	102-P100	Anti-Human TPO [Rabbit]	100	235
TPO	102-P89G	Anti-Human TPO [Goat]	100	235
TRAIL	M10-128S	Mouse TRAIL [E. coli]	10	75
TRAIL	M10-128	Mouse TRAIL [E. coli]	50	170
TRAIL R-1/DR4	S01-035	Human TRAIL R-1/DR4, soluble [E. coli]	50	170
TRAIL R-1/DR4	S01-035S	Human TRAIL R-1/DR4, soluble [E. coli]	10	75
TRAIL R-2/DR5	S01-036	Human TRAIL R-2/DR5, soluble [E. coli]	50	170
TRAIL R-2/DR5	S01-036S	Human TRAIL R-2/DR5, soluble [E. coli]	10	75
TRAIL/Apo2L	102-PA11S	Anti-Human TRAIL/Apo2L [Rabbit]	100	175
TRAIL/Apo2L	102-PA11	Anti-Human TRAIL/Apo2L [Rabbit]	200	290
TRAIL/Apo2L	102-P97	Anti-Human TRAIL/Apo2L [Rabbit]	100	235
TRAIL/Apo2L	101-M86	Anti-Human TRAIL/Apo2L [Mouse]	500	250
TRAIL/Apo2L	100-301S	Human TRAIL/Apo2L, soluble [E. coli]	10	75
TRAIL/Apo2L	100-301	Human TRAIL/Apo2L, soluble [E. coli]	50	170
Transferrin R	101-M765	Anti-Human Transferrin R [Mouse]	100	250
Trappin-2	101-M686	Anti-Human Trappin-2 [Rat]	100	250
TREM-1	103-M279	Anti-Mouse TREM-1 [Rat]	100	250
TREM-1	101-M687	Anti-Human TREM-1 [Mouse]	100	250
Trem-1 Fc	S01-049S	Human Trem-1 Fc [CHO cells]	10	75
Trem-1 Fc	S01-049	Human Trem-1 Fc [CHO cells]	50	170
TREM-2b	103-M280	Anti-Mouse TREM-2b [Rat]	100	250
TREML1	103-M78	Anti-Mouse TREML1 [Rat]	100	250
Trk-A	101-M688	Anti-Human Trk-A [Mouse]	100	250
Trk-B	103-M196	Anti-Mouse Trk-B [Rat]	100	250
Trk-B	101-M689	Anti-Human Trk-B [Mouse]	100	250
Trk-C	103-M198	Anti-Mouse Trk-C [Rat]	100	250
Trk-C	101-M690	Anti-Human Trk-C [Mouse]	100	250
TROP-2	103-M497	Anti-Mouse TROP-2 [Rat]	100	250
TROP-2	101-M691	Anti-Human TROP-2 [Mouse]	100	250
Tryptase-beta 1	103-M498	Anti-Mouse Tryptase-beta 1 [Rat]	100	250
Tryptase-epsilon	103-M499	Anti-Mouse Tryptase-epsilon [Rat]	100	250
TSG	100-361S	Human TSG [E. coli]	10	75
TSG	100-361	Human TSG [E. coli]	50	170
TSG	103-M281	Anti-Mouse TSG (Twisted gastrulation) [Rat]	100	250
TSLP	103-M282	Anti-Mouse TSLP [Rat]	100	250
TSLP	100-304S	Human TSLP [E. coli]	2	75
TSLP	100-304	Human TSLP [E. coli]	10	170
TSLP	102-P254	Anti-Human TSLP [Rabbit]	100	235
TSLP R	101-M692	Anti-Human TSLP R [Mouse]	100	250
TSP50	103-M283	Anti-Mouse TSP50 [Rat]	100	250
TWEAK	100-111S	Human TWEAK [E. coli]	5	75
TWEAK	100-111	Human TWEAK [E. coli]	25	170
TWEAK	102-P90G	Anti-Human TWEAK [Goat]	100	235
TWEAK receptor	S01-037S	Human TWEAK receptor, soluble [E. coli]	5	75
TWEAK receptor	S01-037	Human TWEAK receptor, soluble [E. coli]	25	170
ULBP-1	101-M693	Anti-Human ULBP-1 [Mouse]	100	250
ULBP-2	101-M694	Anti-Human ULBP-2 [Mouse]	100	250
ULBP-3	101-M695	Anti-Human ULBP-3 [Mouse]	100	250
UNC5H3	101-M696	Anti-Human UNC5H3 [Mouse]	100	250
uPA	101-M697	Anti-Human uPA [Mouse]	100	250
uPAR	103-M284	Anti-Mouse uPAR [Rat]	100	250
uPAR	101-M698	Anti-Human uPAR [Mouse]	100	250

Product Name	Cat.-Number	Description [Source]	Size [µg]	Price [EUR]
Uteroglobin	100-432S	Human Uteroglobin [E. coli]	10	75
Uteroglobin	100-432	Human Uteroglobin [E. coli]	50	170
VAP-1	100-141S	Human VAP-1 [CHO cells]	2	75
VAP-1	100-141	Human VAP-1 [CHO cells]	10	170
VAP-1	102-P108	Anti-Human VAP-1 [Rabbit]	100	235
VASA	101-M699	Anti-Human VASA [Mouse]	100	250
Vasorin	101-M700	Anti-Human Vasorin [Mouse]	100	250
Vaspin	100-362S	Human Vaspin [E. coli]	5	75
Vaspin	100-362	Human Vaspin [E. coli]	25	170
Vaspin	102-P255	Anti-Human Vaspin [Rabbit]	100	235
VCAM-1	100-380S	Human VCAM-1 [HEK 293 cells]	10	75
VCAM-1	100-380	Human VCAM-1 [HEK 293 cells]	50	170
VCAM-1	101-M98	Anti-Human VCAM-1 [Mouse]	100	250
VCAM-1	103-M98	Anti-Mouse VCAM-1 [Rat]	100	250
VCAM-1	S01-M05S	Mouse VCAM-1 [CHO cells]	10	75
VCAM-1	S01-M05	Mouse VCAM-1 [CHO cells]	50	170
VE-Cadherin	101-M99	Anti-Human VE-Cadherin [Mouse]	100	250
VEGF120	M30-031S	Mouse VEGF120 [E. coli]	2	70
VEGF120	M30-031	Mouse VEGF120 [E. coli]	5	120
VEGF120	M30-032	Mouse VEGF120 [E. coli]	20	350
VEGF120	R20-063S	Rat VEGF120 [E. coli]	2	70
VEGF120	R20-063	Rat VEGF120 [E. coli]	5	120
VEGF120	R20-064	Rat VEGF120 [E. coli]	20	350
VEGF121	300-071S	Human VEGF121 [E. coli]	2	70
VEGF121	300-071	Human VEGF121 [E. coli]	5	100
VEGF121	300-072	Human VEGF121 [E. coli]	20	290
VEGF121	300-031S	Human VEGF121 [Insect cells]	2	80
VEGF121	300-031	Human VEGF121 [Insect cells]	5	160
VEGF121	300-032	Human VEGF121 [Insect cells]	20	390
VEGF144	M30-033S	Mouse VEGF144 [E. coli]	2	80
VEGF144	M30-033	Mouse VEGF144 [E. coli]	5	160
VEGF144	M30-034	Mouse VEGF144 [E. coli]	20	390
VEGF145	300-033S-E	Human VEGF145 [E. coli]	2	70
VEGF145	300-033-E	Human VEGF145 [E. coli]	5	130
VEGF145	300-034-E	Human VEGF145 [E. coli]	20	300
VEGF164	M30-003S	Mouse VEGF164 [E. coli]	2	60
VEGF164	M30-003	Mouse VEGF164 [E. coli]	5	100
VEGF164	M30-004	Mouse VEGF164 [E. coli]	20	260
VEGF164	M30-001S	Mouse VEGF164 [Insect cells]	2	70
VEGF164	M30-001	Mouse VEGF164 [Insect cells]	5	130
VEGF164	M30-002	Mouse VEGF164 [Insect cells]	20	300
VEGF164	R20-067S	Rat VEGF164 [E. coli]	2	70
VEGF164	R20-067	Rat VEGF164 [E. coli]	5	110
VEGF164	R20-068	Rat VEGF164 [E. coli]	20	290
VEGF165	300-075S	Human VEGF165 [E. coli]	2	60
VEGF165	300-075	Human VEGF165 [E. coli]	5	90
VEGF165	300-076	Human VEGF165 [E. coli]	20	260
VEGF165	300-035S	Human VEGF165 [Insect cells]	2	70
VEGF165	300-035	Human VEGF165 [Insect cells]	5	130
VEGF165	300-036	Human VEGF165 [Insect cells]	20	300
VEGF165b	101-M180	Anti-Human VEGF165b [Mouse]	100	250
VEGF165-Biotin	300-065Bi	Human VEGF165-Biotin [E. coli]	10	190
VEGF165-Biotin	300-066Bi	Human VEGF165-Biotin [E. coli]	25	390
VEGF188	M30-094S	Mouse VEGF188 [E. coli]	2	70
VEGF188	M30-094	Mouse VEGF188 [E. coli]	5	140
VEGF188	M30-095	Mouse VEGF188 [E. coli]	20	350
VEGF188	R20-069S	Rat VEGF188 [E. coli]	2	70
VEGF188	R20-069	Rat VEGF188 [E. coli]	5	140
VEGF188	R20-070	Rat VEGF188 [E. coli]	20	350
VEGF189	300-094S	Human VEGF189 [E. coli]	2	60
VEGF189	300-094	Human VEGF189 [E. coli]	5	120
VEGF189	300-095	Human VEGF189 [E. coli]	20	350
VEGF206	300-098S	Human VEGF206 [E. coli]	2	130
VEGF206	300-098	Human VEGF206 [E. coli]	5	230

Product Name	Cat.-Number	Description [Source]	Size [µg]	Price [EUR]
VEGF206	300-099	Human VEGF206 [E. coli]	20	525
VEGF-A	101-M57	Anti-Human VEGF-A [Mouse]	100	250
VEGF-A	103-M57	Anti-Mouse VEGF-A [Rat]	100	250
VEGF-A	102-P91G	Anti-Human VEGF-A [Goat]	100	235
VEGF-A	102-P91	Anti-Human VEGF-A [Rabbit]	100	235
VEGF-A	102-PA02S	Anti-Human VEGF-A [Rabbit]	100	150
VEGF-A	103-PA03AG	Anti-Mouse VEGF-A [Rabbit]	50	210
VEGF-A	103-P36	Anti-Mouse VEGF-A [Rabbit]	100	235
VEGF-A	103-PA03S	Anti-Mouse VEGF-A [Rabbit]	100	175
VEGF-A	103-PA03	Anti-Mouse VEGF-A [Rabbit]	200	250
VEGF-A	103-PABI03	Anti-Mouse VEGF-A [Rabbit]	50	210
VEGF-A	104-P15	Anti-Rat VEGF-A [Rabbit]	100	235
VEGF-A	102-PA02	Anti-Human VEGF-A [Rabbit]	200	225
VEGF-A	101-M56	Anti-Human VEGF-A [Mouse]	100	230
VEGF-A	101-M58	Anti-Human VEGF-A [Mouse]	100	230
VEGF-A	101-M59	Anti-Human VEGF-A [Mouse]	200	230
VEGF-A	101-M60	Anti-Human VEGF-A [Mouse]	100	230
VEGF-A	101-MBi60	Anti-Human VEGF-A [Mouse]	50	230
VEGF-A ELISA	BMS277/2	Human VEGF-A ELISA (total)	96well	475
VEGF-A ELISA	BMS619/2	Mouse VEGF-A ELISA (total)	96well	475
VEGF-A, Blocking	mV1007m-m	Anti-Mouse VEGF-A, Blocking AB [Mouse]	200	520
VEGF-Apan	102-PA03S	Anti-Human VEGF-Apan (Peptide) [Rabbit]	100	150
VEGF-Apan	102-PA03	Anti-Human VEGF-Apan (Peptide) [Rabbit]	200	225
VEGF-B	101-M62	Anti-Human VEGF-B [Mouse]	100	250
VEGF-B	103-M62	Anti-Mouse VEGF-B [Rat]	100	250
VEGF-B	102-PA72AG	Anti-Human VEGF-B [Rabbit]	50	210
VEGF-B	102-PA72S	Anti-Human VEGF-B [Rabbit]	100	175
VEGF-B	102-PA72	Anti-Human VEGF-B [Rabbit]	200	290
VEGF-B167	300-080S	Human VEGF-B167 [E. coli]	5	70
VEGF-B167	300-080	Human VEGF-B167 [E. coli]	20	160
VEGF-C	101-M64	Anti-Human VEGF-C [Mouse]	100	250
VEGF-C	300-078	Human VEGF-C [Insect cells]	5	70
VEGF-C	300-079	Human VEGF-C [Insect cells]	20	180
VEGF-C	R20-014	Rat VEGF-C [Insect cells]	5	95
VEGF-C	R20-015	Rat VEGF-C [Insect cells]	20	220
VEGF-C	104-PA10S	Anti-Rat VEGF-C [Rabbit]	100	150
VEGF-C	104-PA10	Anti-Rat VEGF-C [Rabbit]	200	225
VEGF-C	104-PABI10	Anti-Rat VEGF-C [Rabbit]	50	210
VEGF-C	101-M88	Anti-Human VEGF-C [Mouse]	100	230
VEGF-C	101-M89	Anti-Human VEGF-C [Mouse]	100	230
VEGF-C	101-M90	Anti-Human VEGF-C [Mouse]	100	230
VEGF-C	101-M91	Anti-Human VEGF-C [Mouse]	100	230
VEGF-C	101-MBi89	Anti-Human VEGF-C [Mouse]	50	230
VEGF-C ELISA	BMS297/2	Human VEGF-C ELISA (total)	96well	475
VEGF-C ELISA	BMS626/2	Rat VEGF-C ELISA (total)	96well	475
VEGF-C152S	R20-016	Rat VEGF-C152S [Insect cells]	5	90
VEGF-C152S	R20-017	Rat VEGF-C152S [Insect cells]	20	195
VEGF-D	101-M66	Anti-Human VEGF-D [Mouse]	100	250
VEGF-D	103-M66	Anti-Mouse VEGF-D [Rat]	100	250
VEGF-D	100-374S	Human VEGF-D [HEK 293 cells]	2	75
VEGF-D	100-374	Human VEGF-D [HEK 293 cells]	10	170
VEGF-D	104-PA12S	Anti-Rat VEGF-D [Rabbit]	100	150
VEGF-D	104-PA12	Anti-Rat VEGF-D [Rabbit]	200	225
VEGF-E	300-044S	Orf virus VEGF-E [E. coli]	2	80
VEGF-E	300-044	Orf virus VEGF-E [E. coli]	5	160
VEGF-E	300-045	Orf virus VEGF-E [E. coli]	20	490
VEGF-E	102-PA70	Anti-Orf Virus VEGF-E [Rabbit]	50	150
VEGF-E	300-046S	Orf virus HB-VEGF-E [Insect cells]	5	130
VEGF-E	300-046	Orf virus HB-VEGF-E [Insect cells]	20	300
VEGF-F	300-096S	Snake VEGF-F (B. insularis) [E. coli]	2	80
VEGF-F	300-096	Snake VEGF-F (B. insularis) [E. coli]	5	160
VEGF-F	300-097	Snake VEGF-F (B. insularis) [E. coli]	20	490
VEGF-F	105-PA01S	Anti-Snake VEGF-F (B. insularis) [Rabbit]	100	175
VEGF-F	105-PA01	Anti-Snake VEGF-F (B. insularis) [Rabbit]	200	290

Product Name	Cat.-Number	Description [Source]	Size [µg]	Price [EUR]
VEGFR-1 ELISA	BMS268	Human VEGFR-1 ELISA (soluble)	96well	475
VEGFR-1/Fit-1	101-M24	Anti-Human Fit-1 [Mouse]	100	250
VEGFR-1/Fit-1	101-MBi24	Anti-Human Fit-1 [Mouse]	50	250
VEGFR-1/Fit-1	101-M26	Anti-Human Fit-1 [Mouse]	100	250
VEGFR-1/Fit-1	101-M28	Anti-Human Fit-1 [Mouse]	100	230
VEGFR-1/Fit-1	101-MBi28	Anti-Human Fit-1 [Mouse]	50	230
VEGFR1-14/Fit1-14	101-M29	Anti-Human Fit1-14 [Mouse]	100	250
VEGFR-1/Fit-1	101-M30	Anti-Human Fit-1 [Mouse]	100	230
VEGFR-1/Fit-1	101-MBi30	Anti-Human Fit-1 [Mouse]	50	230
VEGFR-1/Fit-1	103-M31	Anti-Mouse Fit-1 [Rat]	100	250
VEGFR-1/Fit-1	mV1004m-h	Anti-Human Fit-1, Agonistic [Mouse]	200	520
VEGFR-1/Fit-1	mV1004m-h-m	Anti-Hu/Mo Fit-1, Antagonistic [Mouse]	200	520
VEGFR-1/Fit-1	102-PA20S	Anti-Human Fit-1 [Rabbit]	100	150
VEGFR-1/Fit-1	102-PA20	Anti-Human Fit-1 [Rabbit]	200	225
VEGFR-1/Fit-1	102-PABI20	Anti-Human Fit-1 [Rabbit]	50	210
VEGFR-1/Fit-1	102-PA21S	Anti-Human Fit-1, soluble [Rabbit]	100	175
VEGFR-1/Fit-1	102-PA21	Anti-Human Fit-1, soluble [Rabbit]	200	290
VEGFR-1/Fit-1 (D3)	S01-015	Human Fit-1 (D3), soluble [Insect cells]	5	130
VEGFR-1/Fit-1 (D3)	S01-016	Human Fit-1 (D3), soluble [Insect cells]	20	250
VEGFR-1/Fit-1 (D3)	S01-080	Human Fit-1 (D3)-His, soluble [Insect cells]	50	490
VEGFR-1/Fit-1 (D4)	S01-013	Human Fit-1 (D4), soluble [Insect cells]	5	130
VEGFR-1/Fit-1 (D4)	S01-014	Human Fit-1 (D4), soluble [Insect cells]	20	250
VEGFR-1/Fit-1 (D5)	S01-011	Human Fit-1 (D5), soluble [Insect cells]	5	95
VEGFR-1/Fit-1 (D5)	S01-012	Human Fit-1 (D5), soluble [Insect cells]	20	200
VEGFR-1/Fit-1	S01-009	Human Fit-1 (native), soluble [Insect cells]	5	95
VEGFR-1/Fit-1	S01-010	Human Fit-1 (native), soluble [Insect cells]	20	200
VEGFR1-14/Fit1-14	S01-072S	Human Fit1-14, soluble [Insect cells]	5	150
VEGFR1-14/Fit1-14	S01-072	Human Fit1-14, soluble [Insect cells]	20	320
VEGFR-1/Fit-1(D7)	SFC-005	Human Fit-1(D7)-Fc, soluble [Insect cells]	10	75
VEGFR-1/Fit-1(D7)	SFC-006	Human Fit-1(D7)-Fc, soluble [Insect cells]	50	235
VEGFR-1/Fit-1(D7)	SFC-M05	Mouse Fit-1(D7)-Fc, soluble [Insect cells]	10	75
VEGFR-1/Fit-1(D7)	SFC-M06	Mouse Fit-1(D7)-Fc, soluble [Insect cells]	50	235
VEGFR-2/FLK-1	103-M35	Anti-Mouse FLK-1 [Rat]	100	250
VEGFR-2/FLK-1	103-M35A	Anti-Mouse FLK-1 [Rat]	100	250
VEGFR-2/Flk-1	103-PA18S	Anti-Mouse Flk-1 [Rabbit]	100	175
VEGFR-2/Flk-1	103-PA18	Anti-Mouse Flk-1 [Rabbit]	200	290
VEGFR-2/Flk-1	103-MBi32	Anti-Mouse Flk-1 [Rat]	50	230
VEGFR-2/Flk-1	103-M32	Anti-Mouse Flk-1 [Rat]	100	230
VEGFR-2/KDR	101-M35	Anti-Human KDR [Mouse]	100	250
VEGFR-2/KDR	101-M35A	Anti-Human KDR [Mouse]	100	250
VEGFR-2/KDR	101-MBi20	Anti-Human KDR [Mouse]	50	250
VEGFR-2/KDR	101-MBi22	Anti-Human KDR [Mouse]	50	250
VEGFR-2/KDR	102-PA18AG	Anti-Human KDR [Rabbit]	50	185
VEGFR-2/KDR	102-PABI18	Anti-Human KDR [Rabbit]	50	210
VEGFR-2/KDR	102-PA18S	Anti-Human KDR [Rabbit]	100	175
VEGFR-2/KDR	102-PA18	Anti-Human KDR [Rabbit]	200	290
VEGFR-2/KDR	101-MBi32	Anti-Human KDR [Mouse]	50	230
VEGFR-2/KDR	101-MBi34	Anti-Human KDR [Mouse]	50	230
VEGFR-2/KDR	101-M20	Anti-Human KDR [Mouse]	100	250
VEGFR-2/KDR	101-M22	Anti-Human KDR [Mouse]	100	250
VEGFR-2/KDR	101-M32	Anti-Human KDR [Mouse]	100	230
VEGFR-2/KDR	101-M34	Anti-Human KDR [Mouse]	100	230
VEGFR-2/KDR (D7)	S01-001	Human KDR (D7), soluble [Insect cells]	5	50
VEGFR-2/KDR (D7)	S01-002	Human KDR (D7), soluble [Insect cells]	50	300
VEGFR-2/KDR	S01-003	Human KDR (native), soluble [Insect cells]	5	150
VEGFR-2/KDR	S01-004	Human KDR (native), soluble [Insect cells]	20	350
VEGFR-2/KDR-Fc	SFC-007	Human KDR-Fc Chimera, soluble [Insect cells]	10	75
VEGFR-2/KDR-Fc	SFC-008	Human KDR-Fc Chimera, soluble [Insect cells]	50	235
VEGFR-2/Flk-1	S01-M03	Mouse Flk-1 (native), soluble [Insect cells]	5	150
VEGFR-2/Flk-1	S01-M04	Mouse Flk-1 (native), soluble [Insect cells]	20	350
VEGFR-2/KDR	102-PA19S	Anti-Human KDR (Peptide), soluble [Rabbit]	100	175
VEGFR-2/KDR	102-PA19	Anti-Human KDR (Peptide), soluble [Rabbit]	200	290
VEGFR-2/Flk-1	103-PA19S	Anti-Mouse Flk-1 (Peptide), soluble [Rabbit]	100	175
VEGFR-2/Flk-1	103-PA19	Anti-Mouse Flk-1 (Peptide), soluble [Rabbit]	200	290

Product Name	Cat.-Number	Description [Source]	Size [µg]	Price [EUR]
VEGFR-2/KDR ELISA	BMS2019	Human KDR ELISA (total)	96well	475
VEGFR-2/KDR	101M20-FITC	Anti-Human KDR-FITC [Mouse]	50	230
VEGFR-2/KDR	10HM20S-FITC	Anti-Human KDR-FITC [Mouse]	25	135
VEGFR-2/KDR	nV1001.3m-h	Anti-Human KDR, Agonistic [Mouse]	200	520
VEGFR-2/KDR	nV1001r-m	Anti-Mouse KDR, Agonistic [Rat]	200	520
VEGFR-2/KDR	nV1001.1m-h	Anti-Human KDR, Antagonistic [Mouse]	200	520
VEGFR-2/KDR	nV1001.1r-m	Anti-Mouse KDR, Antagonistic [Rat]	200	520
VEGFR-2/sc-Fv	500-001	Anti-Human KDR/sc-Fv (single chain) [E. coli]	100	250
VEGFR-3/FLT-4	101-M38	Anti-Human FLT-4 [Mouse]	100	250
VEGFR-3/FLT-4	103-M38	Anti-Mouse FLT-4 [Rat]	100	250
VEGFR-3/FLT-4	101-MBI36	Anti-Human FLT-4 [Mouse]	50	250
VEGFR-3/FLT-4	102-PABI22	Anti-Human FLT-4 [Rabbit]	50	210
VEGFR-3/FLT-4	102-PA22AG	Anti-Human FLT-4 [Rabbit]	50	185
VEGFR-3/FLT-4	102-PA22S	Anti-Human FLT-4 [Rabbit]	100	150
VEGFR-3/FLT-4	102-PA22	Anti-Human FLT-4 [Rabbit]	200	225
VEGFR-3/FLT-4	101-M36	Anti-Human FLT-4 [Mouse]	100	250
VEGFR-3/FLT-4	101-M37	Anti-Human FLT-4 [Mouse]	100	250
VEGFR-3/FLT-4	103-M36	Anti-Mouse FLT-4 [Rat]	100	250
VEGFR-3/FLT-4 ELISA	BMS2064	Human FLT-4 ELISA (total)	96well	475
VEGFR-3/FLT-4	nV1003m-m	Anti-Mouse FLT-4, Antagonistic [Mouse]	200	520
VEGFR-3/FLT-4	S01-017S	Human FLT-4, soluble [Insect cells]	5	90
VEGFR-3/FLT-4	S01-017	Human FLT-4, soluble [Insect cells]	10	140
VEGFR-3/FLT-4	S01-018	Human FLT-4, soluble [Insect cells]	50	300
VEGFR-3/FLT-4/Fc	SFC-009	Human FLT-4/Fc Chimera, soluble [Insect cells]	10	95
VEGFR-3/FLT-4/Fc	SFC-010	Human FLT-4/Fc Chimera, soluble [Insect cells]	50	265
VE-Statin/EGFL7	100-433S	human VE-Statin/EGFL7 [E. coli]	2	75
VE-Statin/EGFL7	100-433	human VE-Statin/EGFL7 [E. coli]	10	170
VE-Statin/EGFL7	300-100	Human VE-Statin/EGFL7 [Insect cells]	20	110
VE-Statin/EGFL7	M30-100	Mouse VE-Statin/EGFL7 [Insect cells]	20	110
VE-Statin/EGFL7	102-PA14S	Anti-Human VE-Statin/EGFL7 [Rabbit]	100	175
VE-Statin/EGFL7	102-PA14	Anti-Human VE-Statin/EGFL7 [Rabbit]	200	290
VE-Statin/EGFL7	102-PA15S	Anti-Human VE-Statin/EGFL7 [Rabbit]	100	175
VE-Statin/EGFL7	102-PA15	Anti-Human VE-Statin/EGFL7 [Rabbit]	200	290
VE-Statin/EGFL7	102-PA16S	Anti-Human VE-Statin/EGFL7 [Rabbit]	100	175
VE-Statin/EGFL7	102-PA16	Anti-Human VE-Statin/EGFL7 [Rabbit]	200	290
VE-Statin/EGFL7	103-PA14S	Anti-Mouse VE-Statin/EGFL7 [Rabbit]	100	175
VE-Statin/EGFL7	103-PA14	Anti-Mouse VE-Statin/EGFL7 [Rabbit]	200	290
Vimentin	100-434S	human Vimentin [E. coli]	20	75
Vimentin	100-434	human Vimentin [E. coli]	100	170
Viral-MIP-2	100-364S	Human Viral-MIP-2 [E. coli]	10	75
Viral-MIP-2	100-364	Human Viral-MIP-2 [E. coli]	50	170
Visfatin	100-363S	Human Visfatin [E. coli]	5	75
Visfatin	100-363	Human Visfatin [E. coli]	25	170
Vitronectin	100-385S	Human Vitronectin [HEK 293 cells]	100	75
Vitronectin	100-385	Human Vitronectin [HEK 293 cells]	500	170
vWF-A2	101-M702	Anti-Human vWF-A2 [Mouse]	100	250
WIF-1	101-M703	Anti-Human WIF-1 [Mouse]	100	250
WIF-1	103-M285	Anti-Mouse WIF-1 (Wnt inhibitory factor 1) [Rat]	100	250
WISP-1	103-M500	Anti-Mouse WISP-1 [Rat]	100	250
WISP-1	101-M704	Anti-Human WISP-1 [Mouse]	100	250
WISP-1	100-365S	Human WISP-1 [E. coli]	5	75
WISP-1	100-365	Human WISP-1 [E. coli]	20	170
WISP-3	100-366S	Human WISP-3 [E. coli]	5	75
WISP-3	100-366	Human WISP-3 [E. coli]	20	170
Wnt-1	100-367S	Human Wnt-1 [E. coli]	2	75
Wnt-1	100-367	Human Wnt-1 [E. coli]	10	170
Wnt-1	102-P256	Anti-Human Wnt-1 [Rabbit]	100	235
Wnt-3a	400-022	Human Wnt-3a [E. coli]	25	150
Wnt-3a	102-PA140S	Anti-Human Wnt-3a [Rabbit]	100	175
Wnt-3a	102-PA140	Anti-Human Wnt-3a [Rabbit]	200	290
Wnt-3a	102-P257	Anti-Human Wnt-3a [Rabbit]	100	235
Wnt-3a	M10-231S	Mouse Wnt-3a [Cell culture]	2	75
Wnt-3a	M10-231	Mouse Wnt-3a [Cell culture]	10	170
Wnt-3a	M30-231S	Mouse Wnt-3a [E. coli]	10	160

Product Name	Cat.-Number	Description [Source]	Size [µg]	Price [EUR]
Wnt-3a	M30-231	Mouse Wnt-3a [E. coli]	20	290
Wnt-3a	103-PA15S	Anti-Mouse Wnt-3a [Rabbit]	100	185
Wnt-3a	103-PA15	Anti-Mouse Wnt-3a [Rabbit]	200	290
Wnt-4	103-M502	Anti-Mouse Wnt-4 [Rat]	100	250
Wnt-5a	400-023	Human Wnt-5a [E. coli]	25	150
Wnt-5a	102-PA141S	Anti-Human Wnt-5a [Rabbit]	100	175
Wnt-5a	102-PA141	Anti-Human Wnt-5a [Rabbit]	200	290
Wnt-5a	M30-023S	Mouse Wnt-5a [E. coli]	10	160
Wnt-5a	M30-023	Mouse Wnt-5a [E. coli]	20	290
Wnt-5a	103-PA16S	Anti-Mouse Wnt-5a [Rabbit]	100	185
Wnt-5a	103-PA16	Anti-Mouse Wnt-5a [Rabbit]	200	290
Wnt-7a	100-129S	Human Wnt-7a [HEK 293 cells]	3	75
Wnt-7a	100-129	Human Wnt-7a [HEK 293 cells]	15	170
Wnt-8a	103-M503	Anti-Mouse Wnt-8a [Rat]	100	250
Wnt-9b	100-159S	Human Wnt-9b [CHO cells]	5	75
Wnt-9b	100-159	Human Wnt-9b [CHO cells]	20	170
XCL-1	103-M504	Anti-Mouse XCL-1 [Rat]	100	250
XCL-1	101-M705	Anti-Human XCL-1 [Mouse]	100	250

PLEASE NOTE

NEW PRODUCTS

Scientific section: The formation of blood and lymphatic vessels

Vasculogenesis, the de novo formation of blood vessel from stem cells is an important process during development. Angiogenesis and lymphangiogenesis, the formation of blood vessels and lymphatics from pre-existing vessels, is another vital step for further development of the embryo and a number of physiological and pathological conditions. All members of the Vascular Endothelial Growth Factor family (VEGF-A, VEGF-B, PlGF, VEGF-C, VEGF-D, viral VEGF-E and snake venom VEGF-F) are potent mitogens and differentiation factors for the vascular and lymphatic endothelium. They can induce angiogenesis and lymphangiogenesis in vitro and in vivo and some of them are potent vascular permeability inducers. These growth factors mediate their signals through three members of the receptor-type tyrosine kinase family called VEGFR-1 (Flt-1), VEGFR-2 (KDR) and VEGFR-3 (FLT-4). These transmembrane receptors have the general structure of a glycoprotein receptor with an extracellular ligand binding domain containing seven immunoglobulin-like domains and a split tyrosine kinase domain within their cytoplasmic region. An additional family of receptors, the Neuropilins (NRP-1, NRP-2) has also been identified and appears to function as co-receptors to modulate binding to other receptors without being active in signaling.

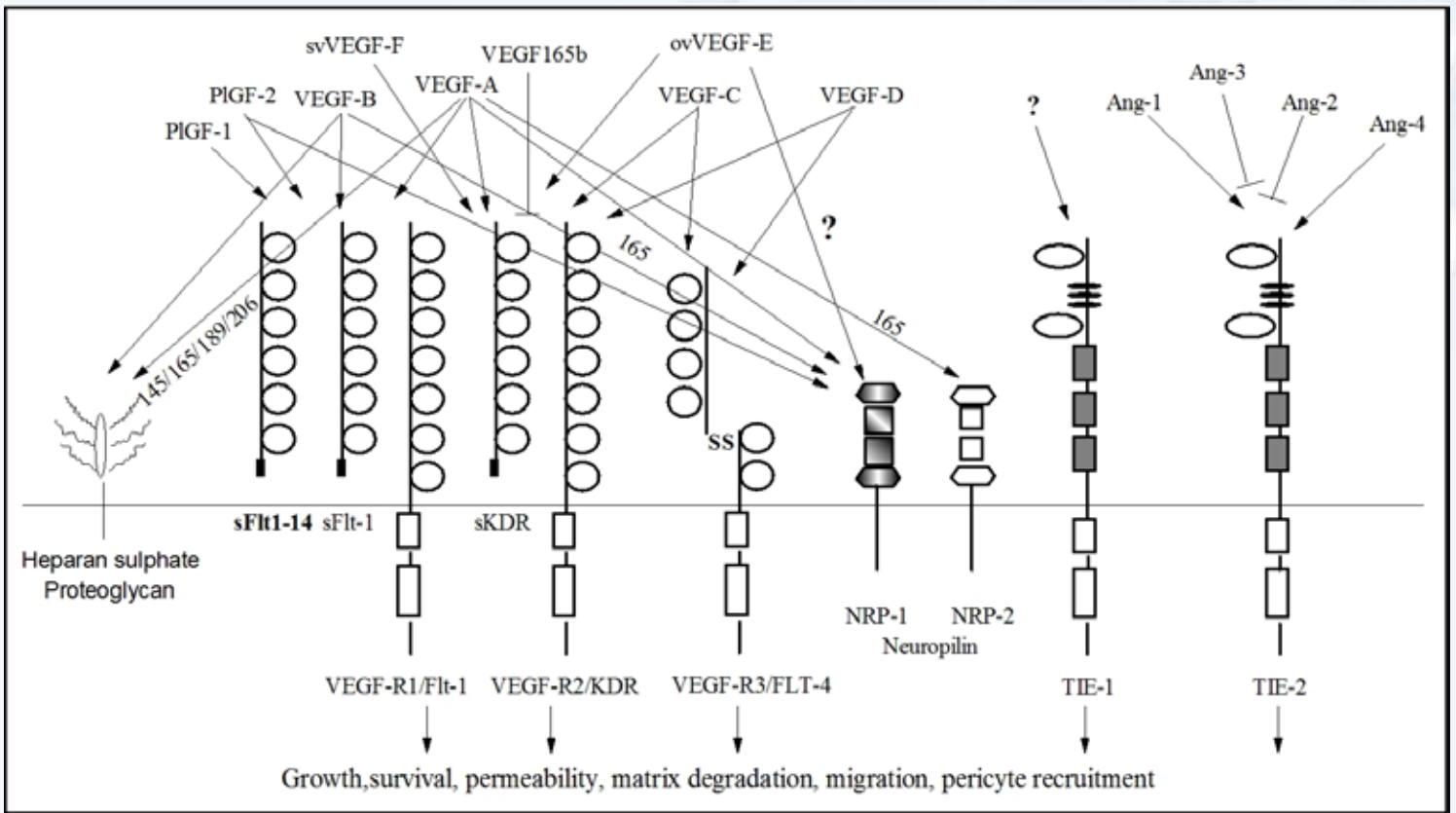
VEGFR-1/Flt-1 is the dominant VEGF receptor on monocytes and responsible for chemotaxis and tissue factor activation. It also plays an important role for signaling and recruitment of stem cells and endothelial precursor cells either alone or in combination with other VEGF receptors. The existence of a naturally occurring soluble Flt-1 (sFlt-1) is known since 1993. This soluble splice product is involved in the fine tuning of VEGF activity during the angiogenic cascade and a prognostic marker for tumor progression in breast cancer. In 2008 a second soluble Flt-1 form was identified, sFlt1-14. Both are differentially expressed and distributed in human tissue. sFlt1-14 is highly placenta-specific and seems to play a role in preeclampsia, whereas sFlt-1 is expressed in several tissues. The therapeutic potential of sFlt-1 as an anti-angiogenic agent has been validated by an increasing number of preclinical studies. Anti-angiogenic therapy changes the concentration of circulating VEGF, PlGF, sFlt-1, sKDR and even sFLT-4. Inactivation of the VEGFR-1 by homologous recombination in mouse has shown that VEGFR-1 is essential for vessel differentiation and maturation, as embryos die around E10 and lack functional blood vessel. Ligands for VEGFR-1 include several isoforms of PlGF, VEGF-A and VEGF-B.

VEGFR-2/KDR is the major receptor in terms of mitogenic signaling for vascular endothelial cells, and there is evidence to suggest that it also plays a role in mediating the signals for

vascular permeability. Inactivation of the VEGFR-2 gene in mouse embryonic stem cells has shown that VEGFR-2 signaling is absolutely required for vasculogenesis, as embryos lack both hematopoietic and endothelial precursor cells and die around E9. VEGFR-2 activation is also the key signaling pathway in a number of pathological conditions including cancer, where this receptor is frequently up-regulated on growing vessels. Numerous studies using specific inhibitors have shown that the VEGF/VEGFR-2 signaling pathway is critical for tumor angiogenesis and therefore solid tumor growth. Expression of VEGFR-2 in various cell types results in the ability to respond to ligands by the transduction of a mitogenic signal. Activation of VEGFR-2 results in the phosphorylation of numerous tyrosine residues within the cytoplasmic domain. This tyrosine phosphorylation results in the association of a variety of signaling molecules including e.g. Shc, Grb2 and MAP kinase. Ligands for VEGFR-2 are VEGF-A, viral VEGF-E, snake venom VEGF-F and, at a significant lower affinity, VEGF-C and VEGF-D. The existence of an endogenous soluble KDR was long discussed but first described in 2004. Soluble KDR (sKDR) inhibits the developmental and reparative lymphangiogenesis by blocking VEGF-C function. Administration of sKDR inhibited lymphangiogenesis but not hemangiogenesis. Naturally occurring sKDR thus acts as a molecular uncoupler of blood and lymphatic vessels; modulation of sKDR might have therapeutic effects in treating lymphatic vascular malformations, transplantation rejection and, potentially, tumor lymphangiogenesis and lymphedema.

VEGFR-3/FLT-4 is the major receptor for lymphatic endothelial cells in terms of mitogenic signaling and differentiation of the lymph vessels. Mutations in the VEGFR-3 lead to severe pathological implications concerning the function of the lymphatics for fluid accumulation and plasma drainage. In early blood vessel formation VEGFR-3 is expressed together with VEGFR-1 and VEGFR-2 but later during development its expression is restricted to mature lymphendothelial cells. Therefore VEGFR-3 is a specific marker for lymphatics and can be used to isolate lymphendothelial cells from a mixture from different endothelial progenitor cells. So far ligands for VEGFR-3 include VEGF-C and VEGF-D, which are processed from precursor molecules. The further analysis of VEGFR-1 to VEGFR-3 and their functional relationship to other receptors, accessory proteins and co-receptors in development and diseases will be areas of much interest in vascular biology and lymphangiogenesis.

Endothelial-specific Receptor Tyrosine Kinases and their Ligands



VEGF-A: human VEGF121 / 145 / 165 / 189 / 206;
 E.I. Korpelainen and K. Alitalo, Curr. Opin. Cell Biol. 10:159, 1998

The VEGF-, PIGF- and PDGF-Family of Growth Factors

Growth Factors (human, mouse, rat)	MW-secreted form *	Target cells (partial list)	Receptors	Functions (partial list)
Vascular Endothelial Growth Factors				
VEGF-A (VEGF-121 / -120)	~34kDa*	Vascular and lymphatic endothelial cells, monocytes, stem cells, BM-cells, tumor cells	VEGFR-1/-2	Migration and proliferation of vascular endothelial cells, migration of monocytes
VEGF-A (VEGF-145 / -144)	~34kDa*	Vascular and lymphatic endothelial cells, monocytes, stem cells, BM-cells, tumor cells	VEGFR-1/-2	Proliferation of vascular endothelial cells
VEGF-A (VEGF-165 / -164)	~45kDa*	Vascular and lymphatic endothelial cells, monocytes, stem cells, BM-cells, tumor cells	VEGFR-1/-2	Migration and proliferation of vascular endothelial cells, migration of monocytes
VEGF-A (VEGF-165b)	~45kDa*	Vascular and lymphatic endothelial cells	VEGFR-2	Inhibits migration and proliferation of vascular endothelial cells
VEGF-A (VEGF-189 / -188)	~52kDa*	Vascular and lymphatic endothelial cells, monocytes, stem cells, BM-cells, tumor cells	VEGFR-1/-2	Migration and proliferation of vascular endothelial cells, migration of monocytes
VEGF-A (VEGF-206)	~60kDa	Vascular and lymphatic endothelial cells, monocytes, stem cells, BM-cells, tumor cells	VEGFR-1/-2	Grützkau A et al., Mol Biol Cell 9:875, 1998; Park JE et al., Mol Biol Cell 4: 1317, 1993
VEGF-B (167aa)	~38kDa	Vascular endothelial cells, monocytes, tumor cells	VEGFR-1	involved in postnatal vessel growth
VEGF-B (186aa)	~56kDa	Vascular endothelial cells, monocytes, tumor cells	VEGFR-1	Activation of urokinase type plasmin activator and PAI-1, involved in postnatal vessel growth
VEGF-C	~42kDa*	Lymphatic endothelial cells, tumor cells	VEGFR-2 /-3	Involved in growth and differentiation of lymphatic endothelial cells, proliferation of vascular endothelial cells
VEGF-C156 mutant	~42kDa*	Lymphatic endothelial cells, tumor cells	VEGFR-3	Involved in growth and differentiation of lymphatic endothelial cells, proliferation of vascular endothelial cells
VEGF-D	~22kDa#	Lymphatic endothelial cells, tumor cells	VEGFR-2 /-3	Involved in growth and differentiation of lymphatic endothelial cells, proliferation of vascular endothelial cells
Orf virus VEGF-E	~35kDa	Vascular endothelial cells	VEGFR-2	Proliferation of vascular endothelial cells
Snake venom VEGF-F	~28kDa	Vascular endothelial cells	VEGFR-2	Increase of vascular permeability
Placenta Growth Factors				
PIGF-1 (131aa)	~36kDa*	Vascular endothelial cells, monocytes, connective tissue	VEGFR-1	Migration of vascular endothelial cells and monocytes
PIGF-2 (172aa)	~48kDa*	Vascular endothelial cells, monocytes, connective tissue	VEGFR-1	Migration of vascular endothelial cells and monocytes
PIGF-3 (201aa)	~60kDa	VEGFR-1/Flt-1 expressing cells	VEGFR-1	Cao et al., Biochem Biophys Res Commun 235 :493-498, 1997
PIGF-4 (222aa)	~ 54kDa	VEGFR-1/Flt-1 expressing cells	VEGFR-1	Yang et al., J Reproductive Immunology 60:53-60, 2003
Platelet-derived Growth Factors				
PDGF-AA	~28kDa*	Fibroblasts, muscle cells, neuronal cells, T-cells	PDGFR-aa /-ab	Proliferation of e.g. fibroblast, muscle cells, hepatocytes
PDGF-AB	~25kDa*	Fibroblasts, muscle cells, neuronal cells	PDGFR-aa /-ab	Proliferation of e.g. fibroblast, muscle cells, hepatocytes
PDGF-BB	24kDa*	Fibroblasts, muscle cells, tumor cells	PDGFR-bb	Proliferation of e.g. fibroblast, muscle cells, hepatocytes
PDGF-CC (active form)	~36kDa	Vascular smooth muscle cells, fibroblasts	PDGFR-aa /-ab	Proliferation/survival of vascular smooth muscle cells in vitro
PDGF-DD (active form)	~35kDa	Mesenchymal cells	PDGFR-bb	Proliferation/survival of vascular smooth muscle cells in vitro

* recombinant proteins expressed in insect cells; # monomeric protein

Growth Factors (human, mouse, rat)	Scientific References for corresponding ReliaTech Products (partial list)
---------------------------------------	---

Vascular Endothelial Growth Factors

VEGF-A (VEGF-121 / -120)	M. Koutsoumpa et al., Receptor protein tyrosine phosphatase beta/zeta is a functional binding partner for vascular endothelial growth factor, <i>Mol Cancer</i> . 2015; 14(1): 19. M. Nakayama et al., Spatial regulation of VEGF receptor endocytosis in angiogenesis, <i>Nat Cell Biol</i> . 2 13 Mar; 15(3): 249–260.
VEGF-A (VEGF-165 / -164)	U. Fiedler et al., MPO250, a VEGF and HGF neutralizing DARPIn® molecule shows high anti-tumor efficacy in mouse xenograft and patient-derived tumor models, <i>Oncotarget</i> . 2017 Nov 17; 8(58): 98371–98383. H. M. Eilken et al., Pericytes regulate VEGF-induced endothelial sprouting through VEGFR1, <i>Nat Commun</i> . 2017; 8: 1574. M. Teichert et al., Pericyte-expressed Tie2 controls angiogenesis and vessel maturation, <i>Nat Commun</i> . 2017; 8: 16106. D. Tasev et al., CD34 expression modulates tube-forming capacity and barrier properties of peripheral blood-derived endothelial colony-forming cells (ECFCs), <i>Angiogenesis</i> . 2016; 19: 325–338. S. Sawamiphak et al., Preparation of retinal explant cultures to study ex vivo tip endothelial cell responses, <i>Nat Protoc</i> . 2010 Sep;5(10):1659-65.
VEGF-A (VEGF-189 / -188)	H. Guo et al., Tumor-secreted anterior gradient-2 binds to VEGF and FGF2 and enhances their activities by promoting their homodimerization, <i>Oncogene</i> . 2017 Sep 7;36(36):5098-5109. M. Tillo et al., VEGF189 binds NRP1 and is sufficient for VEGF/NRP1-dependent neuronal patterning in the developing brain, <i>Development</i> . 2015 Jan 15; 142(2): 314–319. C. Kanthou et al., Tumour Cells Expressing Single VEGF Isoforms Display Distinct Growth, Survival and Migration Characteristics, <i>PLoS One</i> . 2014; 9(8): e104015.
VEGF-C	P. Mazzuca et al., Role of Autophagy in HIV-1 Matrix Protein p17-Driven Lymphangiogenesis, <i>J Virol</i> . 2017 Aug 15; 91(16): e00801-17. J. Han et al., Vascular Endothelial Growth Factor Receptor 3 Controls Neural Stem Cell Activation in Mice and Humans, <i>Cell Rep</i> . 2015 Feb 24; 10(7): 1158–1172. C.-F. Calvo et al., Vascular endothelial growth factor receptor 3 directly regulates murine neurogenesis, <i>Genes Dev</i> . 2011 Apr 15; 25(8): 831–844, 2011. Y. Wang et al., Ephrin-B2 controls VEGF-induced angiogenesis and lymphangiogenesis, <i>Nature</i> . 2010 May 27;465(7297):483-6. R. J.C. Albuquerque et al., Alternatively spliced VEGF receptor-2 is an essential endogenous inhibitor of lymphatic vessels, <i>Nat Med</i> . 2009 Sep; 15(9):1023–1030.
Orf virus VEGF-E	S. Ahmad et al., Carbon monoxide inhibits sprouting angiogenesis and vascular endothelial growth factor receptor-2 phosphorylation, <i>Thromb Haemost</i> . 2015 Feb;113(2):329-37. I. A. Rowe et al., Paracrine Signals From Liver Sinusoidal Endothelium Regulate Hepatitis C Virus Replication, <i>Hepatology</i> . 2014 Feb; 59(2): 375–384. C. Ruiz de Almodovar et al., Matrix-binding vascular endothelial growth factor (VEGF) isoforms guide granule cell migration in the cerebellum via VEGF receptor Flk1., <i>J Neurosci</i> . 2010 Nov 10;30(45):15052-66. C. J. Mee et al., Hepatitis C virus infection reduces hepatocellular polarity in a vascular endothelial growth factor dependent manner, <i>Gastroenterology</i> . 2010 Mar; 138(3): 1134–1142.

Placenta Growth Factors

PlGF-1 (131aa)	E. Pardali et al., Cryopreservation of primary human monocytes does not negatively affect their functionality or their ability to be labelled with radionuclides: basis for molecular imaging and cell therapy, <i>EJNMMI Res</i> . 2016; 6: 77., 2016. D. C. Hoffmann et al., Proteolytic Processing Regulates Placental Growth Factor Activities, <i>J Biol Chem</i> . 2013 Jun 21; 288(25): 17976–17989. S. Ahmad et al., Autocrine activity of soluble Flt-1 controls endothelial cell function and angiogenesis, <i>Vasc Cell</i> . 2011; 3: 15. B. Schweighofer et al., The VEGF-induced transcriptional response comprises gene clusters at the crossroad of angiogenesis and inflammation, <i>Thromb Haemost</i> . 2009 Sep; 102(3): 544–554.
PlGF-2 (172aa)	D. C. Hoffmann et al., Proteolytic Processing Regulates Placental Growth Factor Activities, <i>J Biol Chem</i> . 2013 Jun 21; 288(25): 17976–17989. C. Maes et al., Placental growth factor mediates mesenchymal cell development, cartilage turnover, and bone remodeling during fracture repair, <i>J Clin Invest</i> . 2006 May 1; 116(5): 1230–1242. D. Lambrechts et al., VEGF is a modifier of amyotrophic lateral sclerosis in mice and humans and protects motoneurons against ischemic death, <i>Nat Genet</i> . 2003 Aug;34(4):383-94. G. Persico et al., Role of PlGF in the intra- and intermolecular cross talk between the VEGF receptors Flt1 and Flk1, <i>Nat Med</i> . 2003 Jul;9(7):936-43.

Platelet-derived Growth Factors

PDGF-BB	S. Rezzola et al., Therapeutic Potential of Anti-Angiogenic Multitarget N,O-Sulfated E. Coli K5 Polysaccharide in Diabetic Retinopathy., <i>Diabetes</i> . 2015 Jul;64(7):2581-92.
PDGF-CC (active form)	F. Ruffini et al., Platelet-derived growth factor-C promotes human melanoma aggressiveness through activation of neuropilin-1, <i>Oncotarget</i> . 2017 Sep 15; 8(40): 66833–66848.

General Terms and Conditions of Sale and Delivery of ReliaTech GmbH

1. Application

- 1.1 The company's present and future business relation shall be governed exclusively by our General Terms and Conditions of Sales and Delivery set forth hereinafter unless otherwise agreed upon in writing in the individual case.
- 1.2 Deviating declarations and terms and conditions of business of the Purchaser shall not be binding on us even if we do not object thereto upon conclusion for the contract. There shall be binding only if expressly acknowledge by us in writing.

2. Order and Order Confirmation

- 2.1 All our offers are non-binding regarding price, quantity, and manufacturing. Indicated measurements and weights are subject to tolerance which is customary in the trade. We reserve the right to make changes to construction and material. An order shall be deemed accepted only after we will have confirmed acceptance in writing or supplied the goods.
- 2.2 Side agreements, warranties and other agreements shall be legally effective only if expressly confirmed by us in writing.

3. Delivery

- 3.1 Delivery dates and periods shall be approximate and non-binding, unless they are agreed upon in writing and expressly identified as being binding.
- 3.2 In the event of non-compliance with a delivery date which has been confirmed as being binding, the Purchaser may grant as a reasonable additional period of not less than six (6) weeks indicating that after expiration of the additional period our performance will no longer be accepted. In the event that delivery is not made during the additional period of time, the purchaser may rescind the contract by written declaration. He shall be entitled to claim damages only if intent or gross negligence is involved on our part or on the part of our statutory representatives, executives or agents employed for performance. Liability pursuant to § 287 German Civil code (BGB) shall be excluded.
- 3.3 We shall be entitled to make partial delivery to a reasonable extent.

4. Shipment

- 4.1 Shipments within Germany are free of charge. Shipping prices for shipments outside Germany are only on request. Prices for special shipments which have to be cooled by ice or dry ice are also on request. Customers who may want to use their own forwarding company must inform us in writing accordingly. In the absence of a special agreement in writing, we may choose the mode and the means of shipment. Upon the Purchaser's express request and at his cost and expense, we can insure the goods against damage in transit on request.
- 4.2 The risk shall pass to the Purchaser upon delivery of the goods to the forwarding agent, the carrier or to any other person or organization designated for the transport. This applies also if shipment is not made from the place or performance or within the same locality.
- 4.3 If shipment is delayed for any reason for which the Purchaser is responsible, the risk shall pass to the Purchaser on the day on which the goods are ready for shipment.

5. Notice of Defect and Warranty

- 5.1 The duty of inspection relates to the whole delivery.
- 5.2 Notices of defect must be made immediately, but not later than eight (8) days after receipt of the goods and be addressed directly to us in such a manner that we can check the defectiveness and the justification of the complaint. Complaints made orally or over the telephone must be confirmed by the Purchaser in writing by registered letter, telefax or email.
- 5.3 Hidden defects may be asserted only within a reasonable period of time and must be complained of within eight days after discovery pursuant to paragraph 5.2.
- 5.4 If the complaint in respect of a defect has been filed in time and if it is justified, we shall be obligated to provide goods in replacement at no cost. The purchaser shall be entitled to rescind the contract with respect to the defective item supplied or to claim reasonable reduction of the purchase price therefore only in the event of express refusal or failure of replacement of the goods.



5.5 We do not assume any warranty for products which are not stored according to the storage conditions indicated on their packs or delivery notes.

5.6 The above conditions include the warranty for our goods in a final manner. In particular, the Purchaser may claim damages for defective goods - for any legal reason whatsoever - only of intent or gross negligence of involved on our part or on the part of our statutory representatives, executives, agents employed for performance and/or vicarious agents. In the case of gross negligence our liability shall be limited to the foreseeable damage. This exclusion and or limitation apply also to any person liability of our statutory representatives and staff members. However, it does not apply to characteristics warranted by us within the meaning of sections 459II, 480 II BGB.

6. Liability

6.1 Our contractual and statutory liability (for example, for default, impossibility, culpa in contrahendo, breach for an obligation other than by delay or impossibility, tort, etc.) shall be limited to intent and gross negligence on the part of our statutory representatives, executives, agents employed for performance and vicarious agents. In the case of gross negligence, our liability shall be limited to foreseeable damage unless a cardinal duty has been violated.

6.2 This exclusion and/or limitation of liability apply also to any personal liability of our statutory representatives and staff members.

6.3 Our products are intended only for in vitro use and for purposes for research. They are not intended for application to human beings and, in particular, they may not be used for the preparation of or as an ingredient of meals, food, medicines or household articles. To the extent that specific characteristics and fitness of the products for a contractually agreed purpose of use have not been confirmed by us in writing, any advice with respect to application even if given to one's best knowledge shall, in each and any case, be non-binding.

6.4 To the extent that we are liable or to the extent that exclusion or limitation of liability is impermissible. In whole or in part, the amount of liability, except for intent and gross negligence, shall be limited to our maximum insurance amount which presently is EUR 52.650.-.

7. Returns

7.1 Supplied goods which are free from defects may not be returned, in whole or in part, unless this has been clearly agreed upon and conformed by us at least over the telephone or by email. Returns shall be made to the address indicated by us.

8. Prices/Payment

8.1 The prices indicated in the catalogue or confirmed in writing shall be applicable exclusively. Our prices include the costs of packaging, but not the Value Added Tax. Prices are subject to change without notice.

8.2 The invoice amounts shall be payable without deduction within thirty (30) days after invoice date at the latest or with 2% discount within 14 days after invoice dated at the latest.

8.3 If the Purchaser defaults in payment, we shall be entitled to charge default interest at the rate of three per cent (3%) per annum above the discount rate of the German Federal Bank. The interest shall be higher or lower if we prove a higher interest rate charged or if the Purchaser proves a lower interest rate charged.

8.4 The Purchaser waives exercise of any right of retention on the basis of earlier or other business transactions effected within framework of the current business relation. Any offsetting against counterclaims shall be permissible only to the extent that the same have not been contested or have been confirmed by a non-appealable declaratory judgement.

9. Retention of Title

9.1 The goods supplied shall remain our property until full payment has been made for all claims which are or will be due to us under the business relation with the purchaser or, in the event of payment by check or letter of exchange, until payment thereof. In the event that the current account method is used, the retained title shall be deemed to secure the balance due to us.

9.2 The Purchaser shall be entitled to resell the goods in the ordinary course of business. The right shall become extinct in the event of cessation of payments. The Purchaser here and now assigns to us all claims and ancillary rights due to the Purchaser from resale. We herewith accept this assignment. Subject to revocation at any time, the Purchaser shall be entitled to collect the assigned claims. The authority to collect payments shall terminate without express revocation of the purchaser stops payments. Upon our request, the Purchaser shall inform us without delay to whom he sold the goods and which claims are due to the

Purchaser under the sale, and he shall, at his own cost and expense, issue to us a notarial instrument for the assignment of the claim.

If the Purchaser includes the claim resulting from resale into a current account for his customer, the current account claim is assigned in full. After balancing, it shall be replaced by the recognized balance up to an amount equal of the original current account claim.

9.3 Any processing of products supplied shall be made for us with exclusion of acquisition of title pursuant to section 950 BGB and without commitment on our part. The processed product shall serve as security for us in an amount equal to the invoice value of goods which are subject to reservation of title.

9.4 In the event of processing by the Purchaser together with goods other than our goods, we shall be co-owners of the new item pro rata in the same proportion which the value of the goods which are subject to reservation of title bears to the value of the other processed products at the time of processing. The new item resulting from processing shall be deemed to be subject to reservation of title within the meaning of these Terms and Conditions.

9.5 The purchaser shall not be entitled to make any other disposition of the goods which are subject to reservation of title or of the items co-owned by us. The Purchaser shall immediately give notice of any attachment of or other impairment of rights in and to the goods or claims owned by us, in whole or in part.

9.6 If the purchaser defaults in payment or if he otherwise fails to fulfill his obligation under the reservation of title, we can demand that the Purchaser returns the goods which are subject to reservation of title, we can demand that the Purchaser returns the goods which are subject to reservation of title. Repossession of the goods which are subject to reservation of title shall be deemed rescission of the contract only if expressly so declared by us.

9.7 To the extent that the value of the securities furnished to us exceeds our claims by more than fifteen per cent (15%) in total, we shall insofar, upon the Purchaser's request, release an/or retransfer securities at our choice.

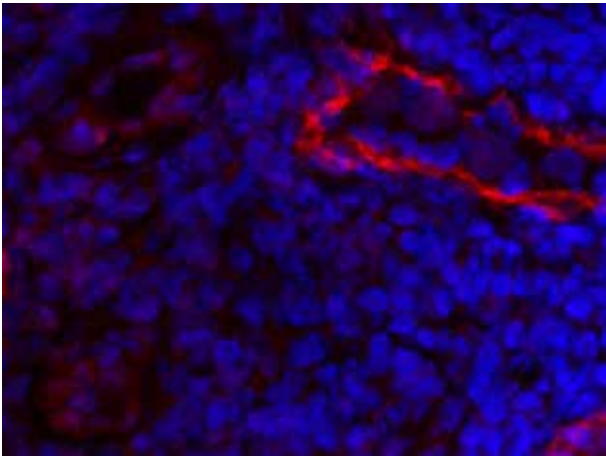
10. General Contractual Bases

10.1 If any of the foregoing provisions is invalid, this shall not affect the validity of the remaining provisions hereof. However, interpretation shall strive to establish a valid provision which approaches the original intent of the valid provision.

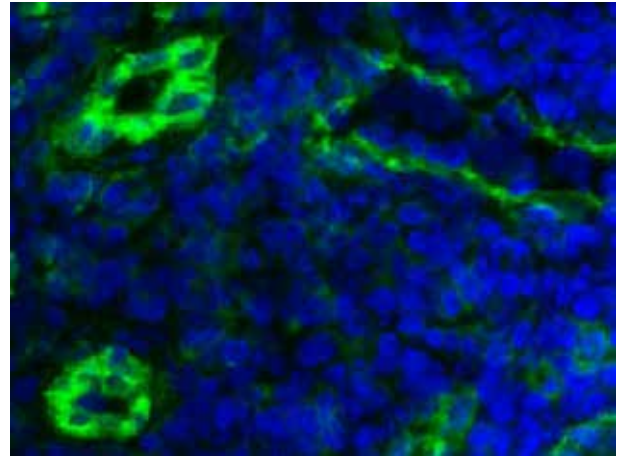
10.2 Place for performance for our deliveries and for payment shall be Wolfenbüttel.

10.3 Braunschweig shall have jurisdiction over any and all disputes (including actions arising from bills of exchange or checks) if the Purchaser is a businessman possessing full commercial capacity (Vollkaufmann). We shall, however, be entitled to seize the courts which are competent for the Purchaser's place of business and/or the Purchaser's responsible branch.

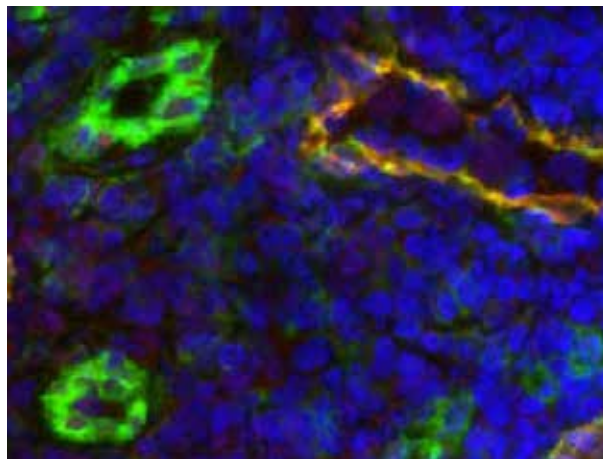
10.4 All legal relations and legal transactions between us and the Purchaser shall be governed exclusively by the laws of the Federal Republic of Germany. The application of the Hague Convention Relating to a uniform Law on the International Sale of Goods and The Hague Convention Relating to a Uniform Law on the formation of Contracts for the International Sale of Goods as well as the UN-Convention on Contracts for the International Sale of Goods shall be excluded.



polyclonal anti-human LYVE-1



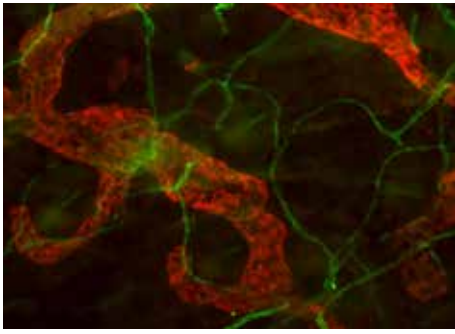
polyclonal anti-human CD31



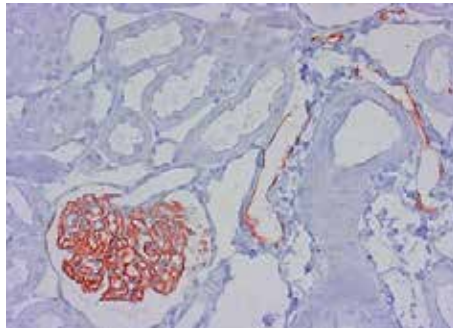
anti-human LYVE-1/CD31

Cryo-sections of human colon carcinoma tissue labeled with rabbit polyclonal antibody against LYVE-1 (red) [Cat# 102-PA50, Protein-A purified] and human CD31 (green). CD31 is expressed on different endothelial cell types, whereas LYVE-1 is only expressed on lymphatic endothelial cells.

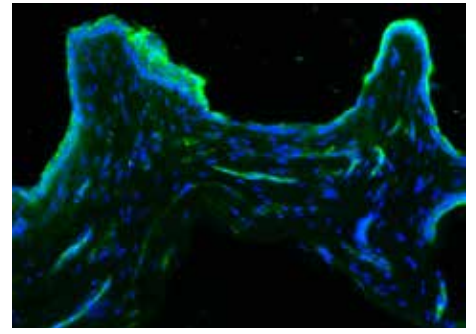
The experiments were performed by Dr. Ulrike Fiedler and Stefanie Koidel, Dept. of Vascular Biology and Angiogenesis Research, Tumor Biology Center, Breisacher Str. 117, 79106 Freiburg, Germany



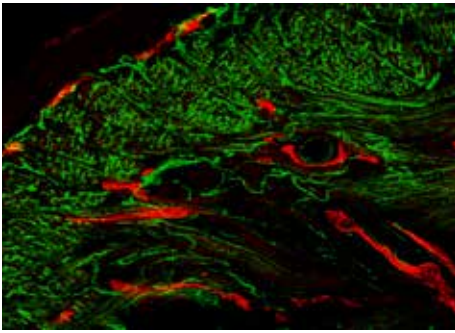
anti-mouse LYVE-1 (red)/CD31 (green)



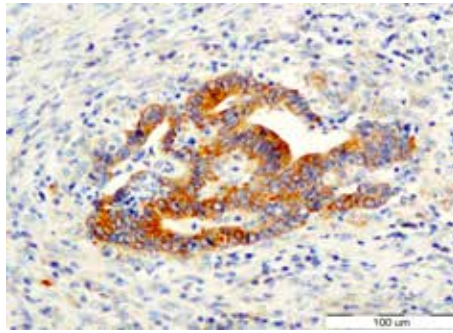
mouse anti-rat Podoplanin



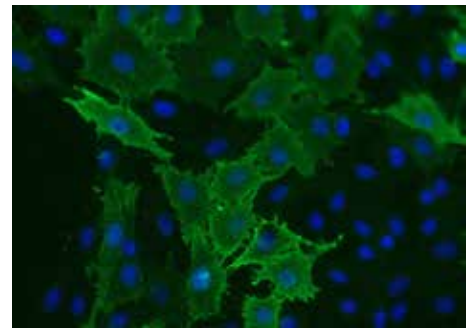
rabbit anti-human FABP5 (green)



rat anti-mouse LEC26 (red)



mouse anti-human VEGF-C



mouse anti-human Flt-1 (green)



ReliaTech GmbH
Lindener Str. 15
38300 Wolfenbüttel - Germany

Phone: +49 (0) 5331 8586 987
Fax: +49 (0) 5331 8586 989
E-mail: orders@reliatech.de

www.reliatech.de

Catalog released May 2019